

F U S E  
lighting



LONDON LANTERN  
6042 L

LIGHT ANTIQUE BRASS WITH SMOKE GLASS SHADE

# LONDON LANTERN

## 6042 L

HEIGHT: APPROX. 8" (20.3 CM)

BASE: 1/2" H X 8" SQ  
(1.3 H X 20.3 SQ)

SHADE: 7 1/2" H X APPROX 7" SQ  
(19.0 CM H X 17.8 CM SQ)

WIRING: 1 MEDIUM-BASE SOCKET  
WITH IN-LINE HI/LO SWITCH, 60 WATT  
MAX.

CORD LENGTH: 96" PROVIDED.  
PLEASE SPECIFY AT TIME OF  
PURCHASE FOR ADDITIONAL LENGTH  
(UPCHARGE)

### METAL FINISHES

BRUSHED BRASS  
LIGHT ANTIQUE BRASS  
DARK ANTIQUE BRASS  
BURNISHED BRASS  
MATTE BRASS  
POLISHED NICKEL  
SATIN NICKEL  
OIL RUBBED BRONZE  
GLOSS WHITE POWDER COAT  
MATTE BLACK POWDER COAT  
PATINATED STEEL

### GLASS SHADES

**COLOR** (CHOOSE ONE)

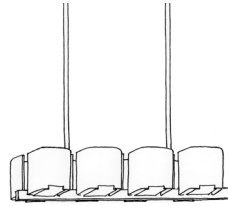
CLEAR  
BLUE  
CERULEAN  
SMOKE

**TEXTURE** (CHOOSE ONE)

SMOOTH  
CRACKLED  
FROSTED (INSIDE)

### NOTES:

ALL SHADES ARE HAND-BLOWN AND  
WILL VARY IN SIZE AND THICKNESS.  
FROSTED FINISH WILL LIGHTEN COLOR

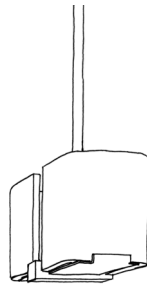


8, 10 & 12 LIGHT CHANDELIER

**5042A** (8 LIGHT CHANDELIER)

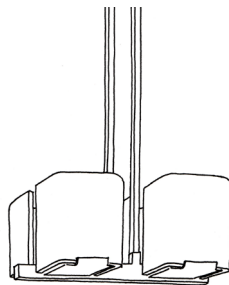
**5042B** (10 LIGHT CHANDELIER)

**5042C** (12 LIGHT CHANDELIER)



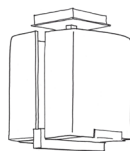
2-LIGHT PENDANT

**4042A**



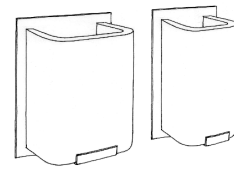
4- LIGHT PENDANT

**4042B**



CEILING MOUNT

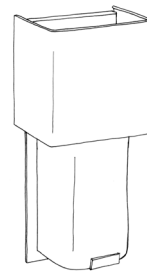
**8042**



SCONCE & MINI SCONCE

**9042** (SCONCE)

**9042 MINI** (MINI SCONCE)



SCONCE W/ SHADE

**9042 SH**




TABLE LAMP

**6042**

fuselighting.com

© COPYRIGHT FUSE LIGHTING.  
ALL RIGHTS RESERVED.