

F U S E

lighting



LONDON LANTERN
6042 L

LIGHT ANTIQUE BRASS WITH SMOKE GLASS SHADE

LONDON LANTERN

6042 L

HEIGHT: APPROX. 8" (20.3 CM)

BASE: 1/2" H X 8" SQ
(1.3 H X 20.3 SQ)

SHADE: 7 1/2" H X APPROX 7" SQ
(19.0 H X 17.8 SQ)

WIRING: 1 MEDIUM-BASE SOCKET
WITH IN-LINE HI/LO SWITCH, 60 WATT
MAX.

RECOMMENDED BULB: 60 WATT
EDISON STYLE 'SQUIRREL CAGE' BULB

CORD LENGTH: 96" PROVIDED.
PLEASE SPECIFY AT TIME OF
PURCHASE FOR ADDITIONAL LENGTH
(UPCHARGE)

METAL FINISHES

BRUSHED BRASS
LIGHT ANTIQUE BRASS
DARK ANTIQUE BRASS
MATTE BRASS
POLISHED NICKEL
SATIN NICKEL
OIL RUBBED BRONZE
GLOSS WHITE POWDER COAT
MATTE BLACK POWDER COAT
PATINATED STEEL

GLASS SHADES

COLOR (CHOOSE ONE)

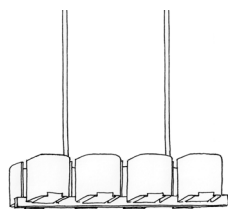
CLEAR
BLUE
CERULEAN
SMOKE

TEXTURE (CHOOSE ONE)

SMOOTH
CRACKLED
FROSTED (INSIDE)

NOTES:

ALL SHADES ARE HAND-BLOWN AND
WILL VARY IN SIZE AND THICKNESS.
FROSTED FINISH WILL LIGHTEN COLOR

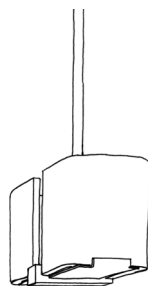


8, 10 & 12 LIGHT CHANDELIER

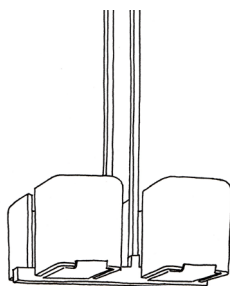
5042A (8 LIGHT CHANDELIER)

5042B (10 LIGHT CHANDELIER)


5042C (12 LIGHT CHANDELIER)



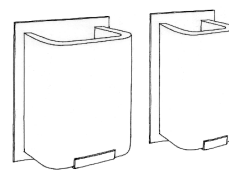
2-LIGHT PENDANT
4042A



4- LIGHT PENDANT
4042B



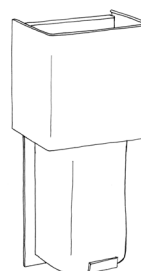
CEILING MOUNT
4042A



SCONCE & MINI SCONCE

9042 (SCONCE)

9042 MINI (MINI SCONCE)



SCONCE W/ SHADE
9042 SH




TABLE LAMP
6042

fuselighting.com

© COPYRIGHT FUSE LIGHTING.
ALL RIGHTS RESERVED.