

F U S E

lighting



LONDON 2-LIGHT PENDANT  
**4042A**

OIL RUBBED BRONZE WITH SMOKE GLASS SHADES

# LONDON 2-LIGHT PENDANT

## 2-LIGHT 4042A

HEIGHT: 9 3/4" (24.8 CM)

WIDTH: 8" (20.3 CM)

DEPTH: 8" (20.3 CM)

OAH: 38" STANDARD\* (96.5 CM)

CEILING CANOPY: 4 3/4" SQ. (12.0 CM)

WEIGHT: APPROX. 20 LBS.

WIRING: 2 CANDELABRA-BASE  
SOCKETS, 60 WATT MAX. EACH

### METAL FINISHES

BRUSHED BRASS  
LIGHT ANTIQUE BRASS  
DARK ANTIQUE BRASS  
BURNISHED BRASS  
MATTE BRASS  
POLISHED NICKEL  
SATIN NICKEL  
OIL RUBBED BRONZE  
GLOSS WHITE POWDER COAT  
MATTE BLACK POWDER COAT  
PATINATED STEEL

### GLASS SHADES

**COLOR** (CHOOSE ONE)

CLEAR  
BLUE  
CERULEAN  
SMOKE

**TEXTURE** (CHOOSE ONE)

SMOOTH  
CRACKLED  
FROSTED (INSIDE)

### NOTES:

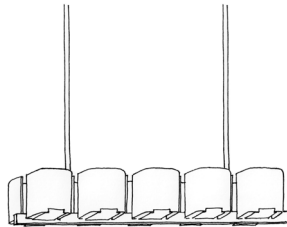
GLASS SHADES ARE HAND-BLOWN AND  
WILL VARY IN SIZE AND THICKNESS.  
FROSTED FINISH WILL LIGHTEN COLOR

### MINERAL SHADES

ALABASTER

NOTE:

ALABASTER SHADES ARE CARVED  
FROM A SOLID BLOCK OF STONE AND  
WILL VARY IN COLOR AND VEINING.

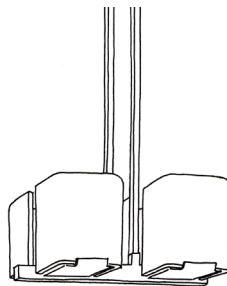


8, 10 & 12 LIGHT CHANDELIER

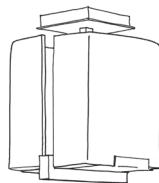
**5042A** (8 LIGHT CHANDELIER)

**5042B** (10 LIGHT CHANDELIER)

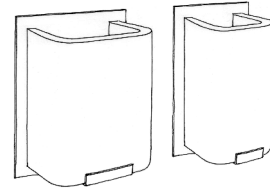
**5042C** (12 LIGHT CHANDELIER)



4 LIGHT PENDANT  
**4042B**



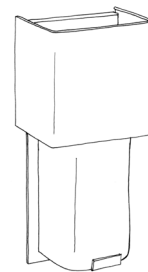
CEILING MOUNT  
**8042**



SCONCE & MINI SCONCE

**9042** (SCONCE)

**9042 MINI** (MINI SCONCE)



SCONCE W/ SHADE  
**9042 SH**


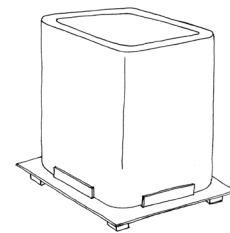


TABLE LAMP  
**6042**



LANTERN  
**6042 L**

[fuselighting.com](http://fuselighting.com)

© COPYRIGHT FUSE LIGHTING.  
ALL RIGHTS RESERVED.