

F U S E

lighting



CAMBRIDGE DOUBLE PENDANT
4058B

OIL RUBBED BRONZE WITH CLEAR CRACKLED GLASS

CAMBRIDGE DOUBLE PENDANT

DOUBLE PENDANT

4058B

HEIGHT: 9" (22.9 CM)

WIDTH: 18 1/2" (46.99 CM)

DEPTH: 7 1/2" (19.05 CM)

STEM: 29" STANDARD (73.7 CM)

CAH: 38" (96.5 CM)

CEILING CANOPY: 12"W X 4 3/4"D
(30.48 CM W X 12.07 CM D.)

WEIGHT: APPROX. 40 LBS.

WIRING: 2 MEDIUM-BASE SOCKETS,
60 WATT MAX. EACH

METAL FINISHES

BRUSHED BRASS

LIGHT ANTIQUE BRASS

DARK ANTIQUE BRASS

BURNISHED BRASS

POLISHED NICKEL

SATIN NICKEL

OIL RUBBED BRONZE

GLOSS WHITE POWDER COAT

MATTE BLACK POWDER COAT

PATINATED STEEL

GLASS SHADE COLOR

(CHOOSE ONE)

CLEAR

BLUE

CERULEAN

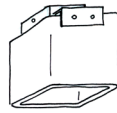
SMOKE

TEXTURE (CHOOSE ONE)

SMOOTH

CRACKLED

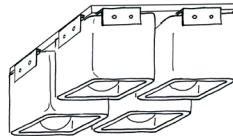
FROSTED (INSIDE)



SINGLE CEILING MOUNT

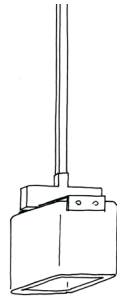
8058A

X-8058 (OUTDOOR)



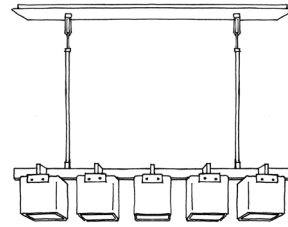
4-LIGHT CEILING MOUNT

8058D



SINGLE PENDANT

4058A

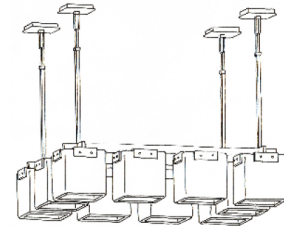


4, 5 & 6 LIGHT CHANDELIER

5058A (4 LIGHT CHANDELIER)

5058B (5 LIGHT CHANDELIER)

5058C (6 LIGHT CHANDELIER)



QUAD CHANDELIER

5058D



SCONCE

9058

X-9058 (OUTDOOR)

NOTES:

ALL SHADES ARE HAND-BLOWN AND
WILL VARY IN SIZE AND THICKNESS.

FROSTED FINISH WILL LIGHTEN COLOR

fuselighting.com

© COPYRIGHT FUSE LIGHTING.
ALL RIGHTS RESERVED.