

F U S E

lighting



CAMBRIDGE CHANDELIER  
5058

OIL RUBBED BRONZE WITH CLEAR CRACKLED GLASS

# CAMBRIDGE CHANDELIER

## 4-LIGHT

### 5058A

HEIGHT: 9" (22.9 CM)

WIDTH: 41" (104.1 CM)

DEPTH: 7 1/2" (19.0 CM)

STEM: 29" STANDARD (73.7 CM)

OAH: 38" (96.5 CM)

CEILING CANOPY: 39" W X 4 3/4" D  
(99.1 CM W X 12.1 CM D)

WEIGHT: APPROX. 60 LBS.

WIRING: 4 MEDIUM-BASE SOCKETS,  
60 WATT MAX. EACH

## 5-LIGHT

### 5058B

(22.9 CM)

HEIGHT: 9" (22.9 CM)

(130.8 CM)

WIDTH: 51 1/2" (130.8 CM)

DEPTH: 7 1/2" (19.0 CM)

(73.7 CM)

STEM: 29" STANDARD (73.7 CM)

(96.5 CM)

OAH: 38"

CEILING CANOPY: 50" W X 4 3/4" D  
(127.0 CM W X 12.1 CM D)

WEIGHT: APPROX. 70 LBS.

WIRING: 5 MEDIUM-BASE SOCKETS,  
60 WATT MAX. EACH

## 6-LIGHT

### 5058C

HEIGHT: 9" (22.9 CM)

WIDTH: 62" (157.5 CM)

DEPTH: 7 1/2" (19.0 CM)

STEM: 29" STANDARD (73.7 CM)

OAH: 38" (96.5 CM)

CEILING CANOPY: 60" W X 4 3/4" D  
(152.4 CM W X 12.1 CM D)

WEIGHT: APPROX. 80 LBS.

WIRING: 6 MEDIUM-BASE SOCKETS,  
60 WATT MAX. EACH

## METAL FINISHES

BRUSHED BRASS  
LIGHT ANTIQUE BRASS  
DARK ANTIQUE BRASS  
BURNISHED BRASS  
POLISHED NICKEL  
SATIN NICKEL  
OIL RUBBED BRONZE  
GLOSS WHITE POWDER COAT  
MATTE BLACK POWDER COAT  
PATINATED STEEL

## GLASS SHADE COLOR

(CHOOSE ONE)

CLEAR  
BLUE  
CERULEAN  
SMOKE

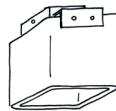
## TEXTURE (CHOOSE ONE)

SMOOTH  
CRACKLED  
FROSTED (INSIDE)

## NOTES:

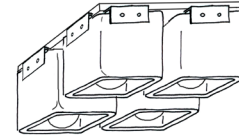
ALL SHADES ARE HAND-BLOWN AND  
WILL VARY IN SIZE AND THICKNESS.

FROSTED FINISH WILL LIGHTEN COLOR

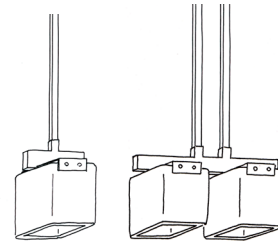


SINGLE CEILING MOUNT  
**8058A**

**X-8058** (OUTDOOR)

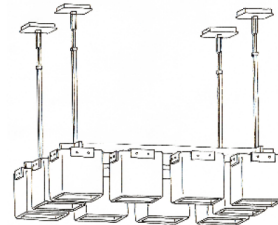


4-LIGHT CEILING MOUNT  
**8058D**



SINGLE PENDANT  
**4058A**

DOUBLE PENDANT  
**4058B**



QUAD CHANDELIER  
**5058D**



SCONCE  
**9058**  
**X-9058** (OUTDOOR)

fuselighting.com

© COPYRIGHT FUSE LIGHTING.  
ALL RIGHTS RESERVED.