




Sharing about my Christmas
Pen Pal Guide



GENERAL GUIDELINES

The templates below are mere suggestions. Please feel free to adapt to your age or be creative and invent your own way of writing to your friend. You can use just one or several. The idea is to pick the templates which speak to you.

TEMPLATES

My Christmas portrait

The aim of the Christmas portrait is to describe your way of celebrating in a creative manner. It can be filled in with words or pictures. You can of course adapt and send pictures of your Christmas traditions too. Burlington made an example for you.

My Christmas recipe

If you like cooking why not share your favourite Christmas recipe with your Pen Pal.

My Christmas

Write or take pictures of your Christmas tree, decorations and share about your traditions.

Christmas in my city/town/village

This template is best suited to older children or adults. Describe how your city/town/village celebrates the festive season. Through words and/or images help your Pen Pal travel with you.

Reflecting on the year gone by

This template is best suited to older children or adults. It is an opportunity to look back on the year gone by.

Christian Christmas

This template is intended for those celebrating Christmas as the birth of baby Jesus. Fill in with words/photos or drawings.

My New year wishes

Share about your wish and dreams for the upcoming year. Fill in with words/photos or drawings.
Burlington made an example for you.

CHRISTMAS CARD

We have also created Christmas/New Year's wish cards for you to decorate and send as a gift to your pen pal!

The template is at the end of this document.

It could be nice to send it by post but email works too!

We have three formats : an A4 post card style one, an A4 colouring one for little ones who cannot write and a post card format.





HOW TO USE THE TEMPLATES

You do not have to answer all the templates and can send them to your Pen Pal at your own leisure.

We suggest sending the Christmas card in time for the 24th but it is up to you! If you lack time, you can always send a New Year's card


1 - Download the PDF document

2 - Print the pages which you wish to fill in

3 - Picture or scan the finished version

4 - For scans we recommend the free mobile app [Evernote Scannable](#)

5 - Send your presentation by email to your pen pal or by post



EXAMPLE : BURLINGTON'S CHRISTMAS PORTRAIT

If I was a Christmas ornament




I would be a red and white bauble to match my favourite bow-tie!

If I was a Christmas cake




I would be a British Christmas pudding!

If I was a Christmas gift



I would be a blue bow tie!
I would love one to match my new suit!

If I was a Christmas tradition



It would be Christmas baking, I love to make cakes for friends!

If I was a Christmas outfit



It would be a suit! I like to look smart for Christmas!


If I was Father Christmas




I would bring smiles and rainbows to children's homes to make everyone happy!

MY CHRISTMAS PORTRAIT


If I was a Christmas ornament




If I was a Christmas cake




If I was a Christmas gift




If I was a Christmas tradition



If I was a Christmas outfit




If I was Father Christmas



MY CHRISTMAS RECIPE

The ingredients

The instructions



MY CHRISTMAS

My Christmas tree

My Christmas decorations at home

A special Christmas tradition of mine

CHRISTMAS IN MY CITY/TOWN/VILLAGE

My country : _____

My city/town/village : _____

My home decorated for
Christmas

My favorite Christmas window
display

Another Christmas photo of
my neighborhood

CHRISTIAN CHRISTMAS

My nativity scene

My Advent traditions

What Christmas means to me

Something/someone you would like your
Pen Pal to pray for

REFLECTING ON THE YEAR GONE BY

As 2021 comes to an end, take time to reflect on the year gone by.

I am most grateful for :

My greatest accomplishment this year :


My favourite experience this year :

This year I have learnt :


EXAMPLE : BURLINGTON'S WISHES



Burlington
dreams of going
up the Eiffel
tower



Burlington's
biggest challenge
will be becoming
fluent in French



Burlington's wish for
the world is for all to
be able to continue to
travel and stay safe




WISHES

Fill in with words/photos or drawings. Keep a copy for yourself.
This will be fun to look back at next year!

Merry Christmas



Charlotte & Burlington



.....

.....

.....

.....

.....


.....



Merry Christmas



Charlotte & Burlington



Print this A4 page full size - Cut around the two rectangles and glue them to one another to create the back and front of your postcard.