


TABLE OF MEASURES

THORAX MEASUREMENT (WOMEN):

- Slide a tape measure around your thorax
- Tighten it and place it in the center of your thorax.




BODY MAGIC BODY FASHION	SIZES:	28-29"	30-31"	32-33"	34-35"	36-37"	38-39"	40-41"	42-43"
		26 26	28 28	30 30	32 32	34 34	36 36	38 38	40
CORSELETTE D' LUXE CORSET GOLDEN	SIZES:	28-29"	30-31"	32-33"	34-35"	36-37"	38-39"	40-41"	
		28 28	30 30	32 34	34 36	36 38	38 40	40	
SLIM SHAPER W/ STRAPS	SIZES:	28-29"	30-31"	32-33"	34-35"	36-37"			
		32 32	34 34	36 36	38 38	40			
ABDO WOMAN	SIZES:	26-27"	28-29"	30-31"	32-33"	34-35"	36-37"	38-39"	
		XXS	XS	S	M	L	XL	XXL	
Hips measurements PANTY RESHAPER POSTPARTUM GIRDLE	SIZES:	34-36"	37-39"	40-43"	44-46"	47-49"	50-52"	53-55"	
		XXS XS	XS S	S M	M L	L XL	XL XXL	XXL	

* For hips and wide ribs select the size inside the black triangle ▲

CHEST MEASUREMENT (MEN):

- Place the tape around the chest
- Be sure to cross the tip of the chest and make sure it is not too tight.



ABDO MEN	SIZES:	30-33"	34-37"	38-40"	41-44"	45-48"	49-52"	53-56"
		XXS	XS	S	M	L	XL	XXL
		30-34"	35-38"	39-41"	42-44"	45-47"	48-50"	51-53"

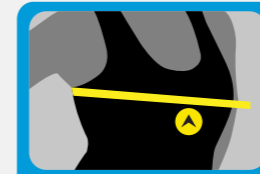
* Please note, sizes may vary according to your measurement. This is just a guide.

ANGEL BRA MEASURING CHART

1 Using a measuring tape, measure yourself in inches

Measure your BUSTLINE

- ♦ Align the measuring tape around the bustline.
- ♦ Cross it over without applying pressure.

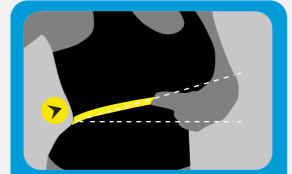


The measurement is taken in the front at the highest part of the bust.

Example 40"

Measure your THORAX

- ♦ Align the measuring tape around your thorax.
- ♦ Adjust and place in its center. The measuring tape should be in a "V" shape.



The measurement is always taken from the back, below the bust line.

Example 34"

2 Select Size

With the measurement of your thorax locate your size Angel Bra in the following table.

THORAX SIZE	ANGEL BRA SIZE
29	30
30	32
31	34
32	36
33	38
34	40
35	42
36	44
37	46
38	48
39	50
40	52
41	54

3 Find the proper Angel Bra size

Subtract the measurement of your bust by your thorax

40" MINUS 34" EQUALS 6 Locate the result in the table

Difference >	1	2	3	4	5	6	7	8	9	10
Cup >	A	B	C	D	E	F	G	H	I	J

Therefore your cup would be F

CUP SIZES, EXTENSIONS & STRAPS										
3 Clasps			4 Clasps				5 Clasps			
	D	E	F	G	H	I	J			
		D	E	F	G	H	I	J		
			D	E	F	G	H	I	J	
				D	E	F	G	H	I	J
					D	E	F	G	H	I
						D	E	F	G	H
							D	E	F	G
								D	E	F
									D	E
										D

3/4" Strap

1" Strap

4 Hence, your cup size is: 34 F

NOTE: These are referential sizes. Get your sample kit. The areas highlighted in yellow are just examples.