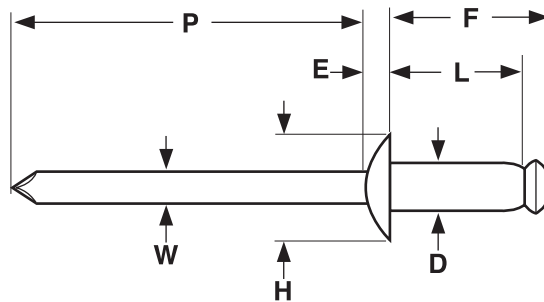


## Stainless Steel Rivets Stainless Steel Mandrel

Dome Head  
Blind Rivet

SUPPLY CORP.

est. / 1946



Jet  
FITTING

### STAINLESS STEEL BODY/STAINLESS STEEL MANDREL DOME HEAD BREAK-STEM BLIND RIVETS SAE J-1200

Nominal Rivet Diameter	D		H		E	W	P	F	Ultimate Shear Load Min, lb.	Ultimate Tensile Load Min, lb.	Mandrel Break Load, lb.	
	Rivet Shank Diameter		Head Diameter		Head Height	Mandrel Diameter	Mandrel Protrusion	Blind Side Protrusion			Max	Min
	Max	Min	Max	Min	Max	Nom	Min	Max				
3/32	0.096	0.090	0.198	0.178	0.032	0.057	1.00	L + 0.100	230	280	500	300
1/8	0.128	0.122	0.262	0.238	0.040	0.076	1.00	L + 0.120	420	530	950	650
5/32	0.159	0.153	0.328	0.296	0.050	0.095	1.06	L + 0.140	650	820	1450	1150
3/16	0.191	0.183	0.394	0.356	0.060	0.114	1.06	L + 0.160	950	1200	1900	1400
1/4	0.255	0.246	0.525	0.475	0.080	0.151	1.25	L + 0.180	1700	2100	3600	3000

SUPPLY CORP.

est. / 1946

<b>Description</b>	A stainless steel blind fastener with a self-contained stainless steel mandrel which is otherwise designed identically to other dome head rivets. The head of the body is slightly rounded and twice as wide as the diameter of the body.
<b>Applications/ Advantages</b>	Dome head is the only head style for stainless steel rivets. Stainless rivets have the strongest tensile strengths, shear strengths and mandrel break-load standards of all the break mandrel rivets discussed in this section. They resist tarnishing under most atmospheric conditions and offers high strength at moderately raised temperatures. They should be used when fastening materials with mechanical and physical properties similar to stainless steel.
<b>Material</b>	<i>Rivet:</i> 305 (or equivalent) Stainless Steel <i>Mandrel:</i> Stainless Steel (300 series)
<b>Shear Strength</b>	Rivets shall have ultimate shear loads not less than the minimum ultimate shear loads specified for the applicable size given in the above table.
<b>Tensile Strength</b>	Rivets shall have ultimate tensile loads not less than the minimum ultimate tensile loads specified for the applicable size given in the above table.
<b>Mandrel Break Load</b>	While the rivet is being set, the axially applied load necessary to break the mandrel shall be within the limits specified for the applicable rivet size given in the above table.

SUPPLY CORP.

est. / 1946

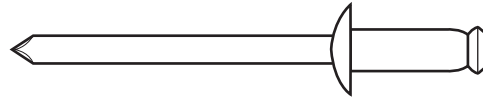
Dome Head  
Blind Rivet

# Stainless Steel Rivets Stainless Steel Mandrel

Rivets  
N G

SUPPLY CORP.

est. / 1946



## PART NUMBER COMPARISON - DOME HEAD ALL STAINLESS STEEL BLIND RIVETS

Catalog Part Number	Huck/ Automatic	Pop®	Marson/ Creative	Star	Celus®	Cherry	Gesipa®
SSDSS32	-	SSD32SSBS	-	-	SS/SS32D	CCP-32	-
SSDSS34	-	SSD34SSBS	-	-	SS/SS34D	CCP-34	-
SSDSS40	-	-	-	-	-	-	-
SSDSS41	-	SSD41SSBS	SSB4-1S	-	SS/SS41D	CCP-41	-
SSDSS42	FBF42	SSD42SSBS	SSB4-2S	4-2STSTD	SS/SS42D	CCP-42	GSSMD42SS
SSDSS43	FBF43	SSD43SSBS	SSB4-3S	-	SS/SS43D	CCP-43	GSSMD43SS
SSDSS44	FBF44	SSD44SSBS	SSB4-4S	4-4STSTD	SS/SS44D	CCP-44	GSSMD44SS
SSDSS45	-	SSD45SSBS	SSB4-5S	-	SS/SS45D	CCP-45	-
SSDSS46	FBF46	SSD46SSBS	SSB4-6S	4-6STSTD	SS/SS46D	CCP-46	GSSMD46SS
SSDSS48	FBF48	SSD48SSBS	SSB4-8S	-	SS/SS48D	-	GSSMD48SS
SSDSS52	FBF52	SSD52SSBS	SSB5-2S	-	SS/SS52D	CCP-52	GSSMD52SS
SSDSS53	-	SSD53SSBS	-	-	-	-	-
SSDSS54	FBF54	SSD54SSBS	SSB5-4S	-	SS/SS54D	CCP-54	GSSMD54SS
SSDSS56	FBF56	SSD56SSBS	SSB5-6S	-	SS/SS56D	CCP-56	GSSMD56SS
SSDSS58	-	SSD58SSBS	-	-	SS/SS58D	-	-
SSDSS510	-	-	-	-	SS/SS510D	-	-
SSDSS62	FBF62	SSD62SSBS	SSB6-2S	-	SS/SS62D	CCP-62	GSSMD62SS
SSDSS63	-	-	-	-	SS/SS63D	-	-
SSDSS64	FBF64	SSD64SSBS	SSB6-4S	-	SS/SS64D	CCP-64	GSSMD64SS
SSDSS66	FBF66	SSD66SSBS	SSB6-6S	-	SS/SS66D	CCP-66	GSSMD66SS
SSDSS68	FBF68	SSD68SSBS	SSB6-8S	-	SS/SS68D	CCP-68	GSSMD68SS
SSDSS610	-	SSD610SSBS	SSB6-10S	-	SS/SS610D	-	-
SSDSS612	-	SSD612SSBS	SSB6-12S	-	-	-	-
SSDSS614	-	-	-	-	-	-	-
SSDSS616	-	-	-	-	-	-	-
SSDSS82	-	-	-	-	-	CCP-82	-
SSDSS84	-	SSD84SSBS	-	-	SS/SS84D	CCP-84	-
SSDSS86	-	SSD86SSBS	-	-	SS/SS86D	CCP-86	-
SSDSS88	-	SSD88SSBS	-	-	SS/SS88D	CCP-88	-
SSDSS810	-	-	-	-	-	CCP-810	-
SSDSS812	-	-	-	-	-	-	-

Celus® is a registered trademark of Celus Fasteners Manufacturing Inc.

Gesipa® is a registered trademark of Gesipa Fasteners USA, Inc.

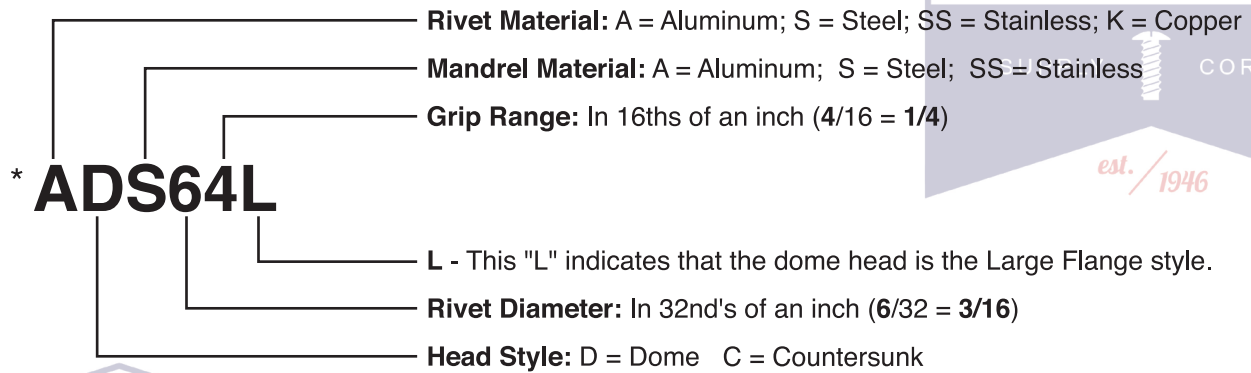
Pop® is a registered trademark of Pop Fastening Systems, Emhart Fastening Technologies Industrial Division, a Black & Decker Co.

Kanebridge's rivets are not necessarily manufactured by or connected with the producers of Gesipa® or Pop® rivets.

# Application Data

# Part Number Key

# Rivets N G



\*Kanebridge Part Number

## Notes on Rivet Selection

**Strength** - The tensile and shear strengths required for an application must be determined and a rivet selected that meets those requirements.

**Materials** - Choose a rivet that is made of a metal with similar mechanical and physical properties as the materials being joined. This is especially critical in assemblies where higher temperatures and/or corrosive elements are present. Metal compatibility helps reduce the risks of galvanic corrosion and material fatigue.

**Grip Range** - Measure the total thickness of the materials being fastened. This is known as the "rivet grip". The grip ranges of the most commonly available rivets are listed in the table below. Sufficient rivet length is necessary for proper formation of the secondary head on the blind side of the assembly. Multi-grip rivets have wider grip ranges than standard break-stem blind rivets.

## APPLICATION DATA FOR STANDARD BREAK-STEM BLIND RIVETS -- PROTRUDING HEADS

SAE  
J-1200

Rivet Number	Grip Range	Barrel Length	Recommended Hole Size		Drill Size	Rivet Number	Grip Range	Barrel Length	Recommended Hole Size		Drill Size						
			Max	Min					Max	Min							
31	.020-.062	.187	0.100	0.097	#41	62	.020-.125	.325	0.196	0.192	#11						
32	.020-.125	.250															
33	.087-.187	.312															
34	.126-.250	.375															
40	.010-.030	.150	0.133	0.129	#30	68	.376-.500	.700									
41	.020-.062	.212															
42	.063-.125	.275															
43	.126-.187	.337															
44	.188-.250	.400															
45	.251-.312	.462															
46	.313-.375	.525															
48	.376-.500	.650															
410	.501-.625	.775															
52	.020-.125	.300				0.164	0.160	#20	82	.020-.125	.325	0.261	0.257	F			
53	.126-.187	.362															
54	.188-.250	.425															
56	.251-.375	.550															
58	.376-.500	.675															
510	.501-.625	.800															
512	.626-.750	.925															
516	.876-1.000	1.175															
64	.188-.250	.450							84	.126-.250	.500						
66	.251-.375	.575							86	.251-.375	.625						
68	.376-.500	.700				88	.376-.500	.750									
610	.501-.625	.825				810	.501-.625	.875									
612	.626-.750	.950				812	.626-.750	1.000									
614	.751-.875	1.075				814	.751-.875	1.125									
616	.876-1.000	1.200				816	.876-1.000	1.250									