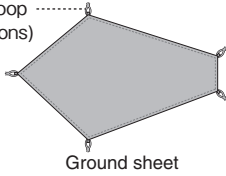


SSD-630-1 Lago 1 Ground Sheet

Thank you for purchasing a Snow Peak product. This product is a groundsheet especially designed for SSD-730 Lago Pro. Air 1, SSD-730-IV-US Lago 1 in Ivory. For safety, read the following instruction manual before use. Please keep it safe for future reference. Finally, if you find anything that you do not understand in the description or any problems with the product, please stop use immediately and contact the retailer or Snow Peak Customer Service.

Contents (Name of the Parts)

Corner loop
(5 locations)



Ground sheet



Storage case



Instruction manual
(this document)

Specifications

- Material: 75D polyester taffeta, PU coating Waterproof rating: 1,800mm minimum
- Weight: 150 g / 5.3 oz
- Size: 110 x 210 cm / 3'73" x 6'10.7"
- Storage case size: 14 x 28 (h) cm / 5.5" x 11"

Safety Precautions: Before use, please read thoroughly to ensure safety and avoid accidents.

⚠ DANGER / Misuse could easily result in a serious accident or death.

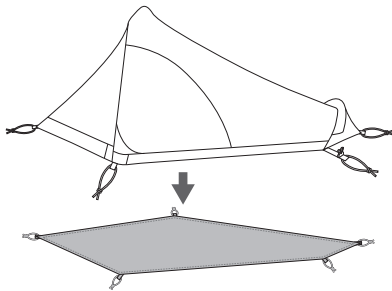
- The material of this ground sheet is not flame-proof. Never use combustion-based heat sources such as lanterns, stoves, or heaters, or open flames such as matches, candles, lighters, or cigarettes (naked flame or fire) near the ground sheet.
- Do not keep fuel, or flammable items for replenishing the fuel, near the ground sheet.

⚠ CAUTION / Misuse could result in injury to the user and/or damage to property.

- Do not assemble, disassemble, or use this product near bonfires or fireworks. Flying sparks can create holes in the fabric.
- If any tree sap adheres to the product, it cannot be completely removed. Do not set up this product under trees that frequently drop sap. If tree sap is forcibly removed using organic solvents such as thinner or benzene, the fabric or coating may be damaged.
- When assembling and disassembling, be sure to hold the ground sheet firmly so that the sheet will not be blown by the wind.
- Be sure to secure all loops before use.
- If the ground sheet is left in the sun for long periods, the materials may fade in color, or the fabric may deteriorate and lose strength. Do not leave the shelter set up permanently.
- The PU coating may be damaged by agricultural chemicals, which cause the water pressure resistance to decrease abnormally. Please note that the product cannot be subject to warranty if damaged by agricultural chemicals.
- Use this product on a flat surface without sharp protrusions such as stones and branches.

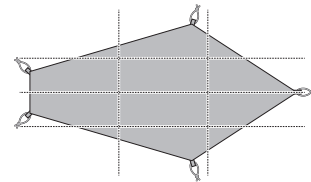
Instructions for Use

- 1) Spread out the groundsheet so that its PU coating side (shiny side) faces upward.
- 2) Set up a tent over the groundsheet.
- 3) When pegging down the corners of a tent, peg down the groundsheet corner loops together. Be sure to fasten all the fixing points before use.

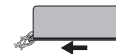


Disassembly procedure

- 1) After pulling out all the tent pegs, pull out the ground sheet. After that, follow the disassembly procedure described in the instruction manual of the tent.
- 2) Fold the ground sheet to fit the length of the storage case and put it into the storage case.



- 1) Fold it in three vertically and then fold it in four horizontally.



- 2) Fold the sheet to fit the width of the case.

Maintenance

- Before storing, the product should be cleaned and dried. If the product is stored while still wet, it may become moldy, unusual odors may develop, the fabric may become discolored, and/or the material may deteriorate. To prevent this from happening, dry the product sufficiently in a well-ventilated and shaded area, and clean the surface using a soft brush before storing. • Please store the groundsheet in a well-ventilated area away from direct sunlight, high temperatures, and humid environments.
- Depending on the conditions during use, a wide area of the groundsheet may deteriorate, lose its durability, and/or become irreparable. • Once sap adheres, it cannot be easily removed. Do not set up this product under trees that frequently drop sap. If the sap is forcibly removed using a solvent, etc., the fabric or coating may be damaged. • To prepare the product for the next use, be sure to thoroughly maintain and inspect it, including its accessories, as described above.

Warranty

Snow Peak has taken all possible measures to ensure every product is durable and functions correctly. If you find any product defects, please contact the retailer where you purchased the product or Snow Peak Customer Service. If there are apparent defects in the product's manufacturing, the defective product will be repaired or exchanged free of charge. In other cases, Snow Peak will repair the product for an appropriate fee. The decision to repair or replace the product will be at our discretion. Snow Peak will not repair the product for any damage that occurred due to the following: 1. Material deterioration caused by age / 2. Damage caused by modifications or rough handling / 3. Damage caused by inappropriate use not mentioned in the instruction manual / 4. Damage caused by unexpected accidents / 5. Any damage other than defects in the manufacturing process / 6. Damage caused by dust or rust / 7. Damage and defects caused by dismantling the product / 8. Damage and defects caused by dropping, jolting or other shocks / 9. Deterioration or failure of parts due to friction / 10. Damage caused by the use of the product in combination with another manufacturer's products

Repair

- If professional repairs are required, please contact the retailer where you purchased the product or Snow Peak Customer Service. • When you request repairs, please make sure that the product is dry and clean. • Please attach a memo or a tag indicating the necessary repair and please write details of how and when the damage occurred. • Transportation and repair costs are determined as follows. 1. Within warranty: The transportation cost (both ways) and repair cost will be covered by Snow Peak. 2. Outside warranty: The transportation cost (both ways) and repair cost will be covered by the customer.

If you have any questions or concerns, please contact your retailer or Snow Peak customer service.

Snow Peak Customer Service
☎ +1(503)461-0781
Email: info@snowpeak.com

Snow Peak USA, Inc.
404 NW 23rd Avenue, Portland, Oregon 97210, USA
Tel. +1-503-697-3330 / Instagram. @snowpeakusa
Email. info@snowpeak.com / www.snowpeak.com