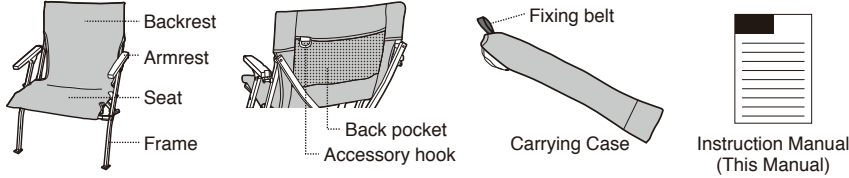


# FES-186 Mesh Luxury Low Beach Chair

Thank you very much for purchasing a Snow Peak product. This product is a chair for one person with folding function. Please be sure to read this instruction manual for safe use of the product and after reading it, put it in a safe place for future reference. Snow Peak makes every effort to ensure that all products operate properly but please make sure to set up the product before you use in the field and check how to use and attached parts. If you find anything in the instruction manual that is difficult to understand or defect on the product, please stop using the product and contact the retail store you purchase the product or Snow Peak user service.

### Set Contents (Name of the Parts)



### Specifications

- Materials: Aluminum, Stainless, Teak Wood, Polyester
- Size: 580×650×690(h)mm / 23"×26"×27"(h),  
Sitting Height: 300mm / 12"
- Storage size: 160×180×840(h)mm / 6.3"×7"×33"(h)
- Weight: 3.7kg / 8.2lbs

### Safety Precautions: Before use: please read thoroughly to ensure safety and to avoid accidents.

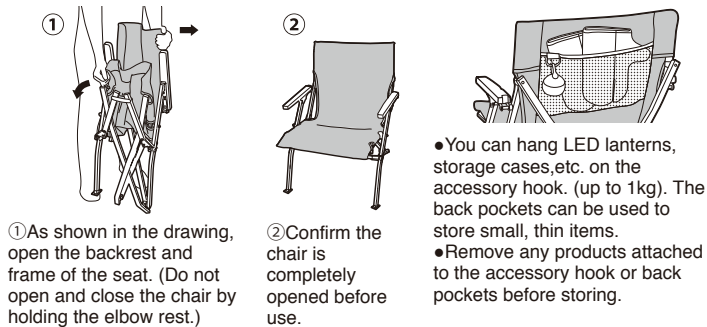
#### ⚠ WARNING / If the product is not used correctly, there is the risk of severe injury or death.

- Before using the product, check each part for abnormalities. If there are abnormalities, take the product to the dealer or Snow Peak Customer Service for inspection or repair.
- Be careful using around fire or heat source like a camping burner, lantern and fire place. It may deform the chair and cause a fire.

#### ⚠ CAUTION / If the product is not used correctly, it may result in damage to persons or property.

- Choose even place to place this product and do not use this on uneven places.
- When you use this product on wooden floor or tatami mat, there may be a possibility of damaging the floor so please make sure to use a carpet.
- Open and close the chair slowly in order to avoid your fingers to be caught in the moving frame. Also please do not leave the chair halfway to close.
- Do not sit with unnatural posture as it may trip over. Also do not use this product other than the purpose of sitting down.
- Do not sit with great impact or shake violently as it may cause deformation or breakage of the product. Also the seat is low so when you sit down, a heavy load is easily to load on the seat so please be careful.
- When you let your children to sit on this chair, please use it under your observation. There is a danger of unexpected accident or injury.
- The material of this product is not flame-proofed. Do not use this product near fire.
- When you give impact on this product, it may deform the clasp and may damage the open/close system so please pay attention.
- The aluminum frame is treated with black alumite (oxide film). Prolonged contact or friction with sharp objects may scratch off the film and expose the substrate.
- Do not hang objects weighing more than 1 kg in total from the accessory hooks. Doing so may result in damage.
- Do not overstuff the back pockets or put thick items or items weighing more than 1 kg in total in the pockets. It may cause damage or stretching or sagging of the fabric.
- Please refer to the special handling instructions included in the package for the wooden part of the armrest.
- When using this product, there is a risk that unexpected accidents may occur due to the metal fittings of the clothes or things on your body getting caught. Please be careful.
- There is a risk that the seat fabric will get caught, so please store it in the carrying case for transportation.

### How to use

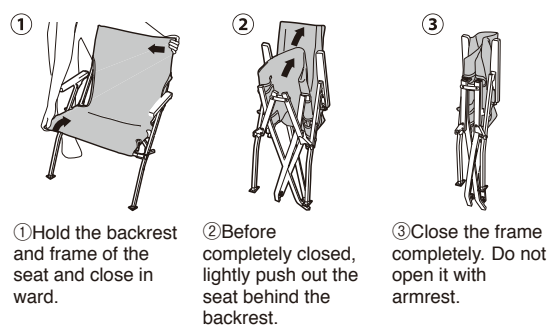


①As shown in the drawing, open the backrest and frame of the seat. (Do not open and close the chair by holding the elbow rest.)

②Confirm the chair is completely opened before use.

- You can hang LED lanterns, storage cases, etc. on the accessory hook. (up to 1kg). The back pockets can be used to store small, thin items.
- Remove any products attached to the accessory hook or back pockets before storing.

### How to store

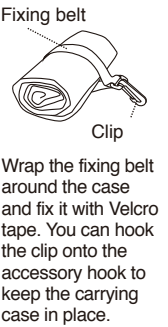


①Hold the backrest and frame of the seat and close inward.

②Before completely closed, lightly push out the seat behind the backrest.

③Close the frame completely. Do not open it with armrest.

### Carrying case



### How to maintenance

- When using a product that has been stored for a long time, check each part for abnormalities. If there are abnormalities, take the product to the dealer or Snow Peak Customer Service for inspection or repair.
- After the use, take out the dirt/moisture well and store the product.
- Use brush or vacuum cleaner for maintenance the seat.
- When the seat became dirty with coffee or liquor, etc, dilute mild detergent by 3 to 5 % in a hot water and soaked with soft cloth and wipe the surface. Wipe the detergent with a cloth well and dry it naturally.

### Warranty

The specifications of Snow Peak products are based on field testing and quality control to ensure the correct function and longevity of every product. If apparent defects in the manufacturing of the product are found, the defective product will be repaired or exchanged free of charge. Damages, as follows, are not covered under warranty. / 1. Material deterioration caused by age. / 2. Damage caused by modifications or rough handling. / 3. Damage caused by improper use not following the instruction manual. / 4. Damage caused by unexpected accidents. / 5. Damage not caused by defects in the manufacturing process. / 6. Damage caused by dust or rust. / 7. Damage or defects caused when dismantling the product. / 8. Damage and defects caused by dropping or other shocks to the product. / 9. Deterioration or failure of parts due to friction. / 10. Damage caused by the use of the product in combination with other maker's products.

### Repair

- For repairs, please contact the retailer where you purchased the product or Snow Peak user service.
- When you ask for repair, please make sure that the product is dry and clean.
- Please attach a memo or some kind of tag indicating the needed repair, and please write details of when and how the damage occurred.
- Shipping cost and repair fee for the repair as follows. 1. Within warranty: Return shipping cost and repair fee will be covered by Snow Peak / 2. Outside warranty: Return shipping cost and repair fee will be covered by the user.