

Bowaters Models

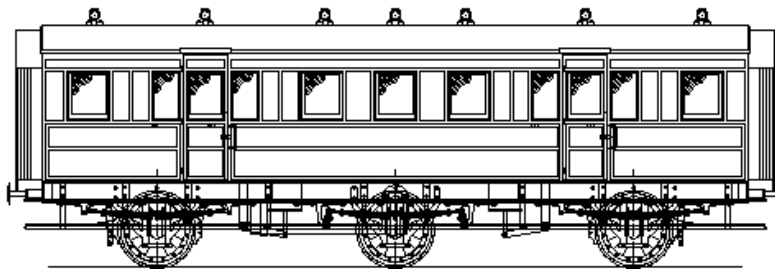
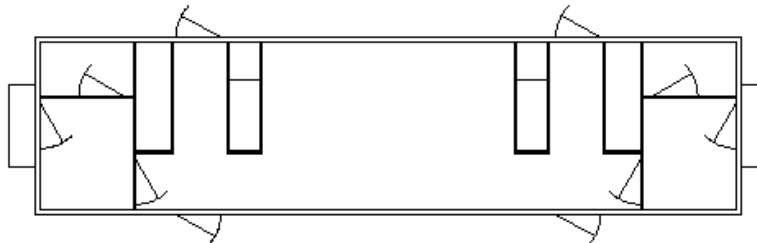
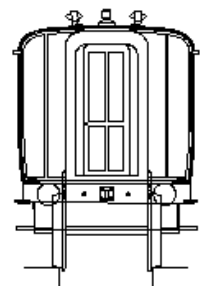
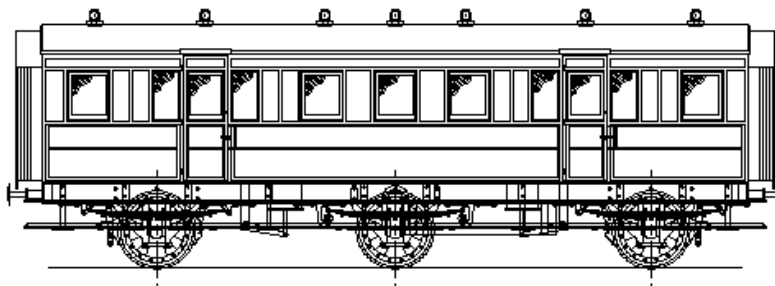
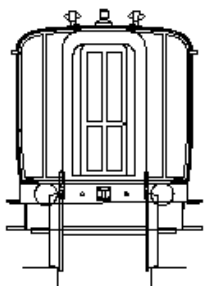
Gauge 1 Kit

The Fareham Carriage Works Designs

By Tony Armstrong

E.C.J.S.

ECJS Kitchen Carriage D.80



CONTENTS:

Two off – 0.4mm sheets of laser cut ply D.80

Two off – 0.8mm sheets of laser cut ply D.80

One off – 1.5 mm 1/3 sheet of laser cut ply D.80

One off – 3 mm sheet of laser cut ply D.80

From the 'Fareham Carriage Works Designs' collection, created and built by Tony Armstrong, this series of body and under-frame 'kits' build into a 10mm scale model of a GNR/ECJS railway carriage.

The 'Fareham Carriage Works' designs are not kits: they are the plywood components necessary to build the bodies and under-frames of a vehicle. The designs are exactly as supplied to Tony Armstrong who created them, in order to take the hard work out of scratch building carriages. They are not particularly difficult to assemble, but you need to be familiar with the type of vehicle to work out what some components are and how to assemble them. They are not like an Airfix kit where everything is numbered, and has 'Noddy' notes telling you exactly how to build it: though a recommended assembly procedure is available. Please note that some fitting/adjustment may be required during assembly – you can't just put the bits in a bag, give it a good shake, with the hope it will put itself together!

During the building of these vehicles, designs for laser cut mild steel and brass components were sent to Model Engineers Laser:

Part I/D 21874 GNR Articulated chassis 'D' for ECJS kitchen carriage D.80

Part I/D 21884 W-Irons (1 set per vehicle)

Part I/D 21876 Vacuum cylinder 'B' frames (Cut in pairs – 1 pair per vehicle)

Part I/D 21878 Lamp Irons (Sufficient for 4 vehicles)

Part I/D 21879 Step 'B' (Set of 8) Small end steps (sufficient for 1 vehicle)

Part I/D 21883 Footboard step hanger (8 per set, 20 required)

Axle boxes, springs, brakes and hangers, wheel inserts, roof ventilators and gas lamp castings are available from Peter Korzilius as a complete set of castings per vehicle.

Please note that we will be unable to help with any general enquiries about how to build these carriages.

Vehicles available in this range of **10mm scale** GNR/ECJS carriages include:

ECJS First class D.61 (lavatory corridor connected)

ECJS Dining Saloon D.75 (corridor connected)

ECJS Kitchen Carriage D.80 (corridor connected)

GNR Composite D164C – ECJS D.1 (lavatory luggage semi-corridor non-connected)

GNR Third class D.239 – ECJS D. 26 (lavatory corridor connected)

GNR Third class D.240 – ECJS D. 20 (lavatory corridor non-connected)

GNR Brake third D.281 – ECJS D.48 (non-connected)

GNR Brake Van D.301 – ECJS D.37 (non-connected) D.41 (connected)

Also available is a range of L&SWR carriage body and under-frame designs in **1:32 scale**:

L&SWR 42ft arc roof third

L&SWR 42ft arc roof brake third (Tony Armstrong's 'Train to Lyme Regis' NL&J issue 265 - 270)

L&SWR 43ft arc roof all first

L&SWR 45ft arc roof tri composite

L&SWR 45ft arc roof brake tri composite (Tony Armstrong's 'Train to Lyme Regis' NL&J issue 265 - 270)

L&SWR 45ft flat sided Admiralty Ambulance carriage (Netley Royal Victoria Hospital to Gosport for Haslar Naval Hospital)

L&SWR 48ft arc roof lavatory brake tri composite

Also available is a range of LB&SCR carriage body and under-frame designs in **10mm scale**:

LB&SCR 'Stroudley' D.37 28ft 4½in six wheeled first

LB&SCR 'Stroudley' D.39 28ft 4½in six wheeled brake first (converted D.37 not fitted with duckets)

LB&SCR 'Stroudley' D.41 26ft four wheeled composite

LB&SCR 'Stroudley' D.41B 26ft four wheeled brake composite (converted D.41 not fitted with duckets) LB&SCR 'Stroudley' D.43 26ft four wheeled second - under development for 2021

LB&SCR Post 1904 D.43B 26ft four wheeled brake second (converted D.43 not fitted with duckets) – under development for 2021

LB&SCR 'Stroudley' D.44 26ft four wheeled third

LB&SCR Post 1904 D.44/147 26ft four wheeled brake third (converted D.44 not fitted with duckets) Please note that non-prototypical narrow panels, which can be filled in, have been incorporated into the end pillars of the D.44 carriages. The panels were inserted for aesthetic reasons created by a constructional requirement to create a wider pillar. It is no good building to perfect scale if you cannot assemble the vehicle with adequate joints.

LB&SCR 1876 – 1904 D.46 26ft six wheeled brake/baggage van

LB&SCR 1899 D.79 four wheeled bullion van – under development

Under development during 2022:

A series of five 43ft and 45ft Midland Railway Clayton carriages in 1:32 scale

A series of five 46ft and 48ft GWR clerestory carriages in 10mm scale