

# Bowaters Models

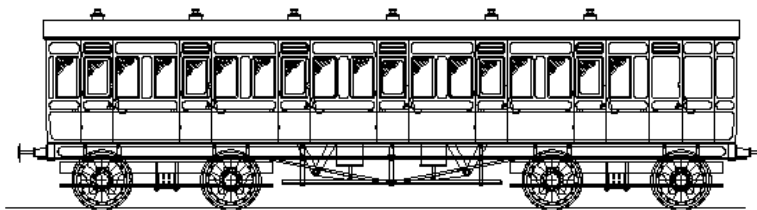
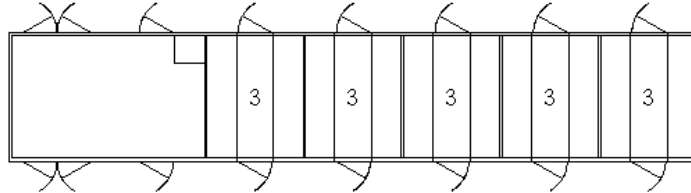
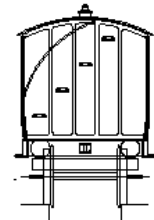
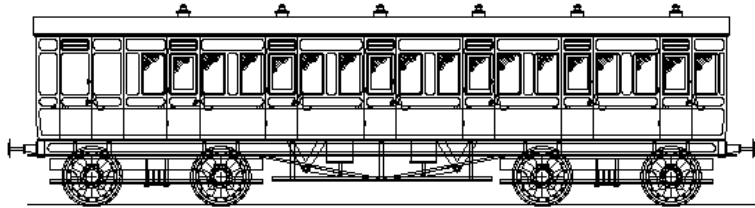
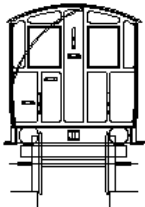
## Gauge 1 Kit

### The Fareham Carriage Works Designs

By Tony Armstrong



#### Midland Railway 43ft Brake 3<sup>rd</sup> Coach



#### CONTENTS:

Two off – 0.4mm sheet of laser cut ply 43ft Push Pull Bk 3rd D.502P/P

One off – 0.8mm sheet of laser cut ply 43ft Push Pull Bk 3rd D.502P/P

One off – 0.8mm 2/3 sheet of laser cut ply 43ft Push Pull Bk 3rd D.502P/P

One off – 1.5 mm 1/3 sheet of laser cut ply 43ft Push Pull Bk 3rd D.502P/P

One off – 3 mm sheet of laser cut ply 43ft Push Pull Bk 3rd D.502P/P

# Bowaters Models

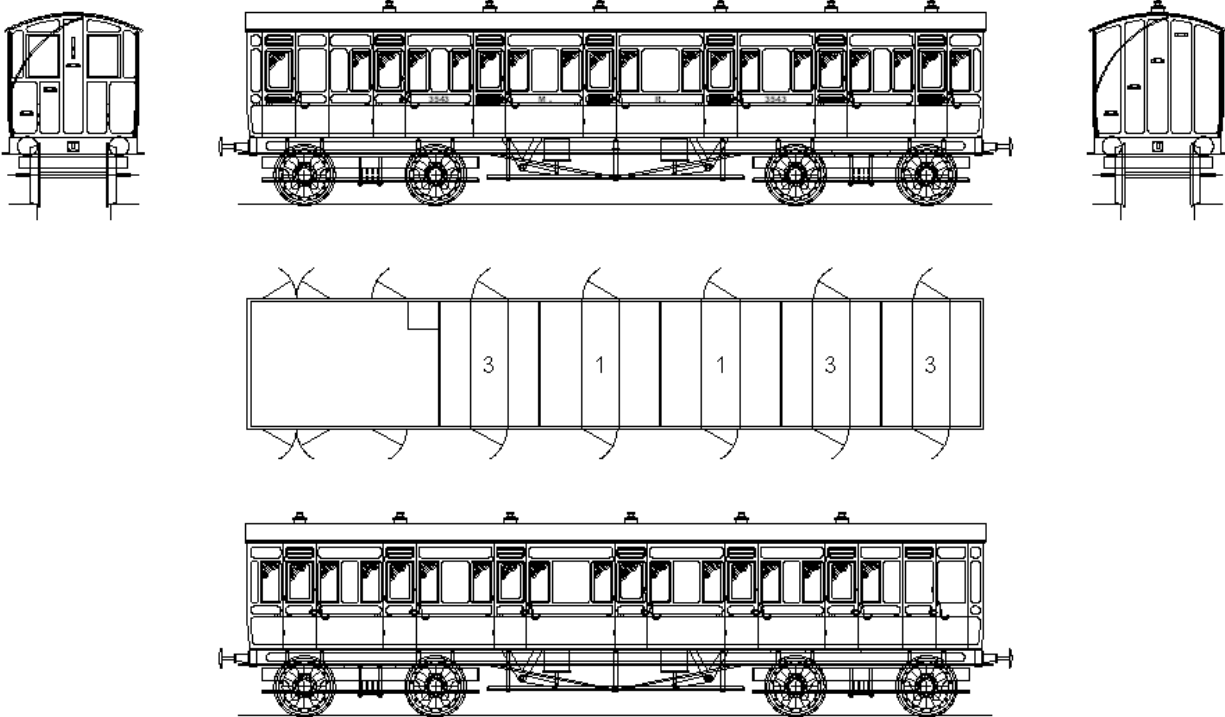
## Gauge 1 Kit

### The Fareham Carriage Works Designs

By Tony Armstrong



### Midland Railway 43ft Brake Composite Push-Pull Coach



#### CONTENTS:

Two off – 0.4mm sheet of laser cut ply 45ft Push Pull Bk Composite D.526

One off – 0.8mm sheet of laser cut ply 45ft Push Pull Bk Composite D.526

One off – 0.8mm 2/3 sheet of laser cut ply 45ft Push Pull Bk Composite D.526

One off – 1.5 mm 1/3 sheet of laser cut ply 45ft Push Pull Bk Composite D.526

One off – 3 mm sheet of laser cut ply 45ft Push Pull Bk Composite D.526

From the 'Fareham Carriage Works Designs' collection, created and built by Tony Armstrong, this series of body and under-frame 'kits' build into a 1:32 scale model of a London and South West Railway carriage.

The 'Fareham Carriage Works' designs are not kits: they are the plywood components necessary to build the bodies and under-frames of a vehicle. The designs are exactly as supplied to Tony Armstrong who created them to take the hard work out of scratch building carriages. They are not particularly difficult to assemble, but you need to be familiar with the type of vehicle to work out what some components are and how to assemble them. They are not like an Airfix kit where everything is numbered, and has 'Noddy' notes telling you exactly how to build it: though a recommended assembly procedure is included. Please note that some fitting/adjustment may be required during assembly – you can't just put the bits in a bag, give it a good shake, with the hope it will put itself together!

During the building of these vehicles, designs for laser cut mild steel and brass components were sent to Model Engineers Laser:

Part I/D 26624 MR Bolster & Bogie (2 per carriage)

Part I/D 20336 LSWR Vacuum Cylinder Bracket (They are cut in pairs and including buffer beam steps)

Part I/D 20335 LSWR Spring Carrier (They are cut in pairs – 1 pair per vehicle)

Part I/D 20333 LSWR Springs (They are cut in pairs – 1 pair per bogie)

Part I/D 22083 MR Bracket 'A' (A matrix of twelve footboard brackets, sufficient for two carriages)

Part I/D 22084 MR Bracket 'B' (A matrix of eight steps, sufficient for one carriage)

Part I/D 21087 Lamp irons (A matrix of four lamp irons, sufficient for one carriage)

**Please note that we will be unable to help with any general enquiries about how to build these carriages.**

Vehicles available in this range of Midland Railway **1:32 scale** carriages include:

Midland Railway Clayton 43ft arc roof brake third carriage Dia.502 body and under-frame

Midland Railway Clayton 43ft arc roof composite carriage body and under-frame

Midland Railway Clayton 43ft arc roof third carriage Dia.490 body and under-frame

Midland Railway Clayton 45ft arc roof brake composite carriage Dia.526 body and under-frame

Midland Railway Clayton 45ft arc roof lavatory composite carriage Dia.512 body and under-frame

Midland Railway Clayton 45ft arc roof luggage composite carriage Dia.513 body and under-frame

A two carriage push-pull set comprising:

Midland Railway Clayton 43ft arc roof brake third carriage Dia.502 and 45ft arc roof brake composite carriage Dia.526 bodies and under-frames. The carriages were converted to a push-pull cars with drivers windows in the brake ends.

Also available is:

A range of four wheeled LB&SCR carriage body and under-frame designs in **10mm scale**

A range of six wheeled LB&SCR carriage body and under-frame designs in **10mm scale**

A range of L&SWR carriage body and under-frame designs in **1:32 scale**

A range of GNR/ECJS carriage body and under-frame designs in **10mm scale**

Under development for 2022-3:

A range of GWR clerestory carriage body and under-frame designs in **10mm scale**

A range of GWR clerestory carriage body and under-frame designs in **1:32 scale**

In the long term there could be Highland Railway 'Drummond carriages, LB&SCR bogie carriages, GCR matchboard, ECJS matchboard sleeping cars and L&NWR carriages. They are on the 'Fareham Carriage Works' drawing board, but please do not enquire when any of these vehicles might become available.