


---

# Cellula

Scheda tecnica  
Technical sheet



Damiano Latini s.r.l.  
Via Tangenziale 14/16,  
62010 - Montecosaro (MC)  
email: [info@damianolatini.it](mailto:info@damianolatini.it)  
P.IVA 01410060436

---






## CELLULA

Cellula è un portabottiglie composto da moduli di sei cerchi, la cui linea continua e senza spigoli ricorda la fluida gestualità di versare in un calice. I cerchi in lamiera, lavorati con la tecnologia laser e curvati, per mantenere al loro interno la bottiglia in posizione obliqua, sono tenuti insieme da un telaio dalle linee semplici e leggere, fissato a parete. La struttura prevede sia l'ancoraggio a parete sia pavimento-parete e la possibilità di combinare più moduli secondo le proprie preferenze ed esigenze di spazio

Cellula module consists of six metal sheets cylinders laser-worked and curved to contain the bottle inside them in an oblique position. The continuous line of the circle refers to the fluid gesture of "pouring into a glass". The structure provides for both wall and floor-to-wall anchoring and the possibility of combining several modules according to one's preferences and space requirements.

Design  
**Luigi Ponticiello**







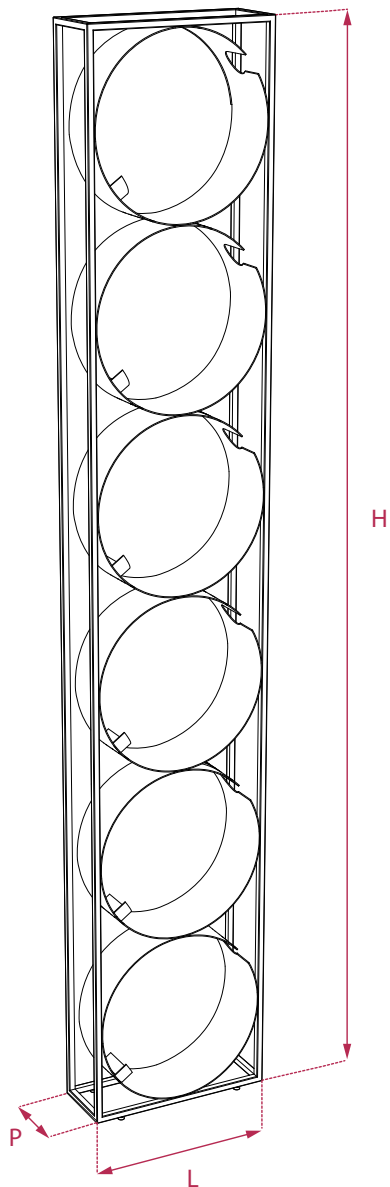
# CELLULA

Materiale / Materials  
Ferro / Iron

	CELLULA
Kg.	
L cm	30.0
H cm	170.0
P cm	11.0

## FINITURE / FINISHES

-  Nero verniciato/painted black
-  Bronzo verniciato/painted bronze






---

# Cellula

Scheda di montaggio  
Assembly instructions




Damiano Latini s.r.l.  
Via Tangenziale 14/16,  
62010 - Montecosaro (MC)  
email: [info@damianolatini.it](mailto:info@damianolatini.it)  
P.IVA 01410060436

---



# Cellula

## Materiale | Materials

- A**  Vite da muro + tassello  
Self-tapping screws +  
wall plug  
N.4 pcs (4 x 35 mm)

## Strumenti necessari | Required tools

Trapano | Drill



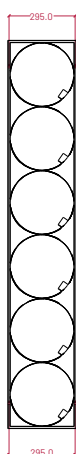
Livella | Level



Punta trapano | Drill bit



### 1 Prendere le misure | Measure distances



Segnare dove forare a parete:  
distanza 29.5 cm.

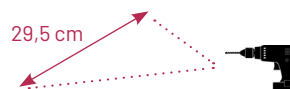
Drawing where to drill the wall:  
holes distance is 29.5 cm.

### 2 Forare il muro | Drill the wall

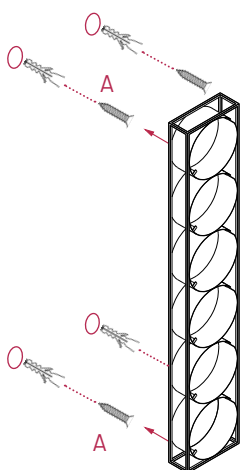


Forare il muro.

Drill the wall.



### 3 Agganciare a parete | Hang on the wall



Inserire il supporto nel muro e  
agganciare la struttura.

Insert the plug in the wall and  
hook the structure.



Damiano Latini s.r.l.  
Via Tangenziale 14/16,  
62010 - Montecosaro (MC)  
email: info@damianolatini.it  
P.IVA 01410060436