



Pro R High Pressure Fuel Pump with Surge Tank Kit

SKU(s): 500FP0044

INCLUDED PARTS

(1) EVP Surge Tank Assembly
(1) 20amp Mini Fuse
(1) RZR Fuel Pump Relay
(1) 2" Heat Shrink

REQUIRED TOOLS

EVP Fuel Pump Tool
Knife
Solder Gun
Heat Gun
Pinch Clamp Tool



Step 1: Remove the entire interior, rear seats if 4 door. Remove the firewall, seats, CVT ducts, under tray etc.



Figure 1



Figure 2

Step 2: Remove the center console, 12v connectors, cup holders, side panels take a T40 socket.



Figure 3



Figure 4



Figure 5

Step 3: Locate the fuse block and exchange the 10amp fuel fuse for a 20amp.



Figure 6

Step 4: Remove the shifter from the seat frame, (4) 10mm bolts.




Figure 7

Step 5: Remove the (8) 13mm bolts holding the seat frame in. One bolt holding the OEM scatter shield onto the frame. Now you can lift up and remove the plastic tray underneath the passenger seat.




Figure 8

Step 6: Remove the blue safety clip on the fuel line and push in the black clip to remove the fuel line.



Figure 9

Step 7: Remove the fuel pump nut, lift up the seat frame and remove the OEM fuel pump assembly. Remove the OEM float module and install it onto the EVP fuel pump assembly. Solder the float module to the EVP float wires. Orientation doesn't matter.




Figure 10

Step 8: Install the new fuel pump assembly, connect the fuel line and safety clip.



Figure 11

Step 9: With the lower tray out, cut out on the white line. Then reinstall.



Figure 12



Figure 13

Step 10: Reinstall and hook up the fuel pump relay.



Figure 14

Step 11: Plug the relay harness into the OEM fuel pump harness.



Figure 15

Step 12: Install the ground and positive leads to the battery from the relay harness. Mount the relay to a nearby stud or screw.




Figure 16

NOTE: If using rising rate setup, connect the vacuum line from the fuel pressure regulator to the throttle body port.



INSTALLATION INSTRUCTIONS

Thank you for choosing Evolution Powersports products. If you require further assistance, please call our Tech Support @ (715) 247-3862

Note: This product is exempt from the emission standards and related requirements of 40 C.F.R. § 1051 as provided by 40 C.F.R. § 1051.620, and California law [e.g., vehicle code §§ 27156 and 38391]. This product is sold only for use in connection with EPA certified, purpose-built, nonroad vehicles used solely for closed course, nonroad competition/racing and not used for any recreational purpose or on public highways or right of ways maintained by and open to the public. This product is sold only in connection with machines that do not fall under state and/or federal noise or emission standards/regulations. Purchasers who/that purchase this product represent and warrant that the product is purchased only in connection with EPA -certified, emission-regulations-exempt and noise-regulations-exempt competition/racing vehicles as interpreted under applicable state and/or federal law. Questions: Call Evolution Powersports at (715) 247-3862.

WE'D LOVE TO HEAR FROM YOU - LEAVE A REVIEW & STAY CONNECTED!   