

• | • drop labs™

EP 01

QUICK START GUIDE

HOW DO THEY FIT?

When trying on EP 01, please take extra care not to mark the soles or damage the box (it'll help with any size exchanges).

All returns must be sent back in new condition, with the original packaging, shoe bag and charger included. Save the outer box it was delivered in and make sure to pack the white EP 01 box inside of it to protect it during shipping. All returns must be made within 14 days of delivery. Any returns not meeting these guidelines may be assessed a restocking fee.

Now that we've had our serious talk, let's get to the fun part.

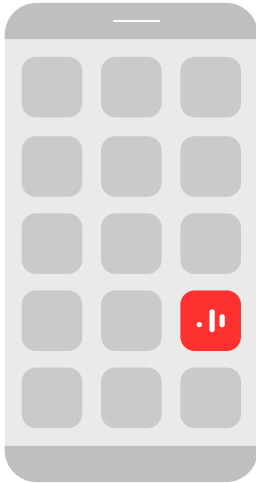
TO CONNECT AND SET UP EP 01, FOLLOW STEPS 1-3



1

TURN ON BLUETOOTH®

EP 01 connects to your phone using Bluetooth technology.



2

DOWNLOAD THE DROPLABS APP


The app controls every aspect of EP 01.



Download on the
App Store



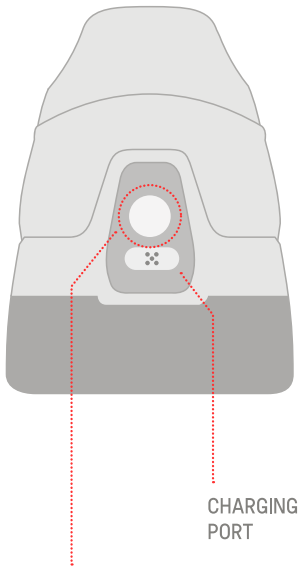
GET IT ON
Google Play



3

OPEN THE DROP LABS APP

The app will guide you
through setup.



BUTTON & LIGHTS

TO TURN ON EP 01

- Press and hold button for 0.5 sec
- Release button when light turns white

TO PAIR EP 01 WITH PHONE

- Press and hold button for 2.5 sec
- Release button when light pulses cyan (blue)

TO TURN OFF EP 01

- Press and hold button for 1.5 sec
- Release button when light fades out

IF THE BUTTON LIGHT LOOKS LIKE THIS...

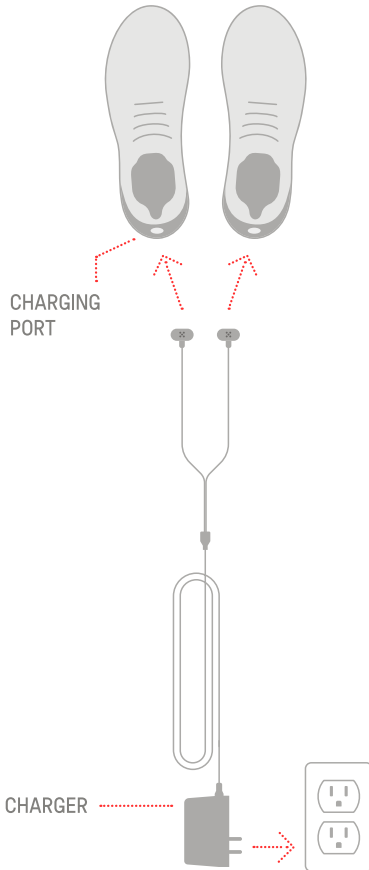
- White
- Cyan pulsing
- Cyan

IT MEANS THAT THE EP 01 ARE...

Turned on, but not connected

Ready to pair with phone

Connected to phone & ready to play



HOW TO CHARGE

Connect the magnetic charger connectors to the back of EP 01.

Plug in the charger to a power outlet.

BUTTON LIGHT STATUS

- Charging
- Fully charged
- ☀ Empty (rapid blink)

BATTERY LIFE


70 minutes of charging gives up to 6 hours of sensation.

15 minutes of charging gives up to 1 hour of sensation when battery is low.



NEED HELP?

CHAT WITH US

Tap the  icon in the DropLabs app to chat with customer support.

OTHER WAYS TO CONTACT CUSTOMER SUPPORT

droplabs.com/support
support@droplabs.com

Text: (323) 690-1077



SAFETY & HANDLING

Avoid water exposure.



Don't puncture, crush, disassemble, or replace battery.

Avoid vigorous athletic activities.



Don't drive and play sound through EP 01.

Don't throw or drop.

Only use the DropLabs -provided charger.



Charge in a cool place.

Don't wear EP 01 while charging.

Don't charge if damaged.

Additional safety, handling and care information is available in the DropLabs app under Customer Support and online at droplabs.com/support

REGULATORY & COMPLIANCE

Regulatory and compliance information regarding EP 01 is available in the DropLabs app under Settings > About and online at droplabs.com/regulatory

COMPLIANCE MARKINGS ON DEVICE

Certification and other device compliance markings are located on the label underneath the sockliner of EP 01. Remove the sockliner to view.

WARRANTY

EP 01 is covered by a Limited Warranty, detailed in the DropLabs app under Customer Support > Warranty and online at droplabs.com/warranty

RECYCLING

Please recycle EP 01 through a professional electronic recycling facility. More information is available in the DropLabs app under Customer Support > Recycling or online at droplabs.com/recycling

The Bluetooth® word mark and logos are registered trademarks owned by Bluetooth SIG, Inc. and any use of such marks by SonicSensory, Inc. is under license. Other trademarks and trade names are those of their respective owners.

Apple, the Apple logo, are trademarks of Apple Inc., registered in the U.S. and other countries and regions. App Store is a service mark of Apple Inc.

Google Play and the Google Play logo are trademarks of Google LLC.

The DropLabs name and designs are trademarks of SonicSensory, Inc.
© 2019 SonicSensory, Inc. All rights reserved.