

PART LIST-1

<p>6588-H001</p>  <p>L=approx.186.7mm</p> <p>Centre Dogbone</p>	<p>6588-H002</p>  <p>Motor Bottom Mount (Locking motor to chassis)</p>	<p>6588-H003</p>  <p>Front Rear</p> <p>Alum. Front Lower Suspension Mount-Outside Alum. Rear Lower Suspension Mount-Inside</p>	<p>3378-H004</p>  <p>L=79.9mm 2PCS</p> <p>Front/Rear Dogbone</p>
<p>3378-H005</p>  <p>2PCS</p> <p>Front Wheel Shaft</p>	<p>3378-H006</p>  <p>4PCS</p> <p>Steering Hub Bolt+Bush</p>	<p>6538-H006</p>  <p>2PCS</p> <p>Front/rear Diff. Outdrive</p>	<p>6538-H007</p>  <p>Front Diff. Pinion Gear Shaft+E-clip(2mm)</p>
<p>6538-H008</p>  <p>5*8*0.3 5*12*1.2</p> <p>Rear Diff. Pinion Gear Shaft+E-clip(2mm)+ Gear Gaskets</p>	<p>6538-H009</p>  <p>Motor Mount Plate</p>	<p>6538-H010</p>  <p>2PCS</p> <p>Centre Outdrive (Centre Front/Centre Rear)</p>	<p>6538-H014</p>  <p>L=51.6mm</p> <p>2PCS</p> <p>Front/rear Lower Arm Inside Hinge Pin+ E-clip(2mm)</p>
<p>6538-H015</p>  <p>L=28.3mm</p> <p>2PCS</p> <p>Front Lower Arm Outside Hinge Pin+E-clip(2mm)</p>	<p>6538-H016</p>  <p>L=32.4mm</p> <p>2PCS</p> <p>Rear Lower Arm Outside Hinge Pin+E-clip(2mm)</p>	<p>6538-H017</p>  <p>2PCS</p> <p>Steering Post</p>	<p>6538-H019</p>  <p>2PCS</p> <p>Rear Wheel Shaft</p>
<p>3338-H025</p>  <p>2PCS</p> <p>Steering Ackerman Plate Bush</p>	<p>6588-T001</p>  <p>Front/rear Diff. Complete</p>	<p>6588-T002</p>  <p>Steering Bush Set-B</p>	<p>3338-T001</p>  <p>Height:11mm Height:8mm</p> <p>2PCS</p> <p>Front Aluminum Capped Shocks+Clasps(Two Pairs)</p>

The images may vary from the actual received parts.

PART LIST-2

<p>3338-T011</p>  <p>2*10mm 2.5*22mm 5*6.8*1.3mm 5*17*0.3mm 2.5*10*0.3mm</p> <p>Diff. Pinions+ Pins+ Shims + Seals+ Case Assembly</p>	<p>6558-T001</p>  <p>Height:11mm Height:8mm</p> <p>2PCS</p> <p>Rear Aluminum Capped Shocks+ Clasps (Two Pairs)</p>	<p>6538-T006</p>  <p>Servo Linkage Set</p>	<p>3338-P011</p>  <p>Front/rear Bulkhead</p>
<p>6588-P001</p>  <p>Chassis</p>	<p>6588-P002</p>  <p>Upper Deck</p>	<p>6588-P003</p>  <p>Front Shock Tower</p> <p>6588-P004</p>  <p>Rear Shock Tower</p>	<p>6588-P005</p>  <p>Battery Retainer+ Posts</p>
<p>6588-P006</p>  <p>Front: L= Approx.69.7mm</p> <p>Rear: L= Approx.74mm</p> <p>Front /Rear Upper Linkage Set</p>	<p>6588-P007</p>  <p>L= Approx. 68.3mm</p> <p>2PCS</p> <p>Front Turning Linkage Set</p>	<p>6588-P008</p>  <p>Diff. Large gear(38T) + Diff. Pinion(13T) + Large Bevel Gear (18T) + Small Bevel Gear(9T)</p>	<p>6588-P009A</p>  <p>Spur Gear (69T)</p> <p>6588-P009B</p>  <p>Motor Mount+Seal</p>
<p>6588-P010</p>  <p>Spur Gear Guard Set</p>	<p>6588-P011</p>  <p>Steering Ackerman Plate + Steering Bush Set-A + Bushes</p>	<p>6588-P012</p>  <p>Servo Retainer + Servo Arm</p>	<p>6588-P013</p>  <p>2PCS</p> <p>Off Road Pin Tyre (Front)</p>
<p>6588-P014</p>  <p>2PCS</p> <p>Off Road Pin Tyre (Rear)</p>	<p>6588-P015</p>  <p>2PCS</p> <p>Off Road Rim(Front)</p>	<p>6588-P016</p>  <p>2PCS</p> <p>Off Road Rim(Rear)</p>	<p>6588-P017</p>  <p>2PCS</p> <p>Wheel Complete(Front)</p>






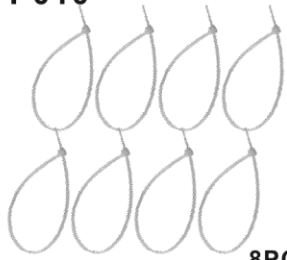










The images may vary from the actual received parts.

PART LIST-3

<p>6588-P018</p>  <p>2PCS</p> <p>Wheel Complete(Rear)</p>	<p>3378-P001</p>  <p>Front/ Rear Bumper</p>	<p>3378-P008</p>  <p>2PCS</p> <p>Front Lower Arm</p>	<p>3378-P009</p>  <p>2PCS</p> <p>Rear Lower Arm</p>
<p>3378-P010</p>  <p>2PCS</p> <p>Front Steering Hub(L/R)</p>	<p>3378-P011</p>  <p>2PCS</p> <p>Front Upright (L/R)+Bush</p>	<p>3378-P012</p>  <p>2PCS</p> <p>Rear Upright (L/R)</p>	<p>3378-P017</p>  <p>Front Body Post +Rear Body Post +Post Pads</p>
<p>3338-P009</p> <p>Front</p>  <p>Rear</p>  <p>Front Lower Suspension Mount-Inside Rear Lower Suspension Mount-Outside</p>	<p>3378-P023</p>  <p>Wing Post/Wing Mount/ Wing Stay/Wing Retainer</p>	<p>H001</p>  <p>8PCS</p> <p>Shock Ball $\phi 4.8$</p>	<p>H002</p>  <p>6PCS</p> <p>Lock Nut M3</p>
<p>H003</p>  <p>6PCS</p> <p>Flange Lock Nut M4</p>	<p>H007</p>  <p>6PCS</p> <p>Ball Bearing 5*11*4</p>	<p>H009</p>  <p>4PCS</p> <p>Ball Bearing 10*15*4</p>	<p>H013</p>  <p>8PCS</p> <p>Front Turning Linkage Inserted Ball Stud $\phi 4.8$</p>
<p>H017</p>  <p>6PCS</p> <p>Lock Nut M2.5</p>	<p>H019T</p>  <p>8PCS</p> <p>Shock Ball Stud $\phi 4.8$</p>	<p>H020</p>  <p>12PCS</p> <p>Body Clip A/B- Big</p>	<p>H021</p>  <p>12PCS</p> <p>Body Clip A/B- Small</p>





















The images may vary from the actual received parts.

PART LIST-4

<p>H022</p>  <p>Φ 2*10mm Wheel Hex. Pin</p> <p>8PCS</p>	<p>H100</p>  <p>Motor Cooling Heat Sink (For 1/10th scale vehicles)</p>	<p>H102</p>  <p>Motor Gear(23T)</p>	<p>H152</p>  <p>E-Clip(4MM)</p> <p>8PCS</p>
<p>H153</p>  <p>E-Clip(2MM)</p> <p>8PCS</p>	<p>H155</p>  <p>Battery Clip</p> <p>8PCS</p>	<p>P010</p>  <p>Zip Tie(Big)</p> <p>8PCS</p>	<p>P011</p>  <p>Zip Tie(Small)</p> <p>8PCS</p>
<p>P012</p>  <p>Wheel Hex.</p> <p>4PCS</p>	<p>P019</p>  <p>Receiver Antenna Pipe</p> <p>2PCS</p>	<p>H040</p>  <p>Shock Ball Stud.</p> <p>8PCS</p>	<p>H043</p>  <p>Link Ball Φ4.8</p> <p>8PCS</p>
<p>E001</p> <p>Torque:3.2Kg</p>  <p>3.2kg Servo (LS-3003) + Mount</p>	<p>E012</p>  <p>Motor - RC 540</p>	<p>E910</p>  <p>Splash Resistant Brushed ESC</p>	<p>E032</p>  <p>SC Ni-Mh Battery Pack 7.2V 2000mAh</p>
<p>E710</p>  <p>Receiver(2.4Ghz)</p>	<p>S002</p>  <p>Round Head Self Tapping Screw 3*12</p> <p>12PCS</p>	<p>S003</p>  <p>Round Head Self Tapping Screw 3*8</p> <p>12PCS</p>	<p>S010</p>  <p>Countersunk Self Tapping Screw 3*12</p> <p>12PCS</p>

The images may vary from the actual received parts.

PART LIST-5

<p>S015</p>  <p>12PCS</p> <p>Grub Screw 3*3-2*7</p>	<p>S016</p>  <p>12PCS</p> <p>Grub Screw 3*3</p>	<p>S018</p>  <p>12PCS</p> <p>Round Head Self Tapping Screw 2.6*8</p>	<p>S023</p>  <p>12PCS</p> <p>Countersunk Screw 3*8</p>
<p>S024</p>  <p>12PCS</p> <p>Countersunk Self Tapping Screw 3*10</p>	<p>S028</p>  <p>12PCS</p> <p>Round Head Screw 2.5*14</p>	<p>S030</p>  <p>12PCS</p> <p>Round Head Self Tapping Screw 3*10</p>	<p>S059</p>  <p>12PCS</p> <p>Round Head Screw 3*8</p>
<p>S060</p>  <p>12PCS</p> <p>Round Head Screw 2.5*12</p>	<p>S064</p>  <p>12PCS</p> <p>Grub Screw 4*10</p>	<p>S068</p>  <p>12PCS</p> <p>Flange Self Tapping Screw 3*10</p>	<p>S084</p>  <p>8PCS</p> <p>Round Head Self Tapping Screw 3*37</p>
<p>S085</p>  <p>12PCS</p> <p>Round Head Self Tapping Screw 3*15</p>	<p>S086</p>  <p>8PCS</p> <p>Countersunk Self Tapping Screw 3*37</p>	<p>S088</p>  <p>12PCS</p> <p>Countersunk Self Tapping Screw 2.6*12</p>	<p>T001</p>  <p>Φ 8mm Φ 9mm Φ 10mm Φ 12mm</p> <p>Large Cross Wrench</p>
<p>T002</p>  <p>Φ 2mm Φ 2.5mm Φ 3mm Φ 4mm</p> <p>Small Cross Wrench</p>	<p>P100</p>  <p>12PCS</p> <p>Body Post Pad</p>	<p>P101</p>  <p>4PCS</p> <p>Motor Pad</p>	<p>E020</p> <p>Optional use</p>  <p>Charger (America Standard) 7.2V</p>

The images may vary from the actual received parts.

PART LIST-6

<p>E021 Optional use</p>  <p>Charger (Europe Standard) 7.2V</p>	<p>E022 Optional use</p>  <p>Charger (Australia Standard) 7.2V</p>	<p>E023 Optional use</p>  <p>Charger (UK Standard) 7.2V</p>	<p>6588-T003 Optional Use</p>  <p>Front Upper Adjustable Linkage Set Assembly</p>
<p>6588-T004 Optional Use</p>  <p>Rear Upper Adjustable Linkage Set Assembly</p>	<p>3378-T003 Optional Use</p>  <p>Front Turning Linkage Assembly 2PCS</p>	<p>S038</p>  <p>Countersunk Self Tapping Screw 2*9 12PCS</p>	<p>S123</p>  <p>Round Head Screw 3*18.5 12PCS</p>
<p>3378-H002 Optional Use</p>  <p>Aluminum Front Shock Tower</p>	<p>3378-H003 Optional Use</p>  <p>Aluminum Rear Shock Tower</p>	<p>E014D Optional Use</p>  <p>Brushless ESC 7.4V</p>	<p>E029 Optional Use</p>  <p>Brushless Motor KV 3600</p>


The images may vary from the actual received parts.

PART LIST-7

The following are recommended to be used for your brushless buggy.

<p>6538-H005 Optional Use</p>  <p>Front/Rear Diff. Main Gear+ Front/Rear Diff. Bevel Pinion Gear</p>	<p>3338-T010 Optional Use</p>  <p>Bevel Gears(large+small)</p>	<p>6538-T002 Optional Use</p>  <p>Front /Rear Diff. Complete</p>	<p>6578-T010 Optional Use</p>  <p>Motor Pinion Shaft Dia.: $\phi 3.2\text{mm}$ Spur Gear(steel) Motor Pinion Gear(steel) +Screws</p>
--	--	---	--

Assembly Diagram-1



The images may vary from the actual received parts.
The images may vary from the actual received parts.

The images may vary from the actual received parts.