


AMIRO LED Therapy Mask

3 modes


Anti-acne mode Purple light

Suitable for: Oily skin, acne-prone skin, or sudden acne and pimple breakout
Care advice: Keep skincare simple, use moisturizing toner and lotion in addition to the anti-acne mode, and practice healthy behaviors




Soothing mode Orange light

Suitable for: Improving dry and sensitive skin, vulnerable skin during seasonal changes, sunburn aftercare, healing from allergic reactions, or cosmetic surgery scars recovery.
Care advice: Set the device to soothing mode and use skin care products with gentle, non-irritating ingredients. Sun protection is advised for 7 days after the care.



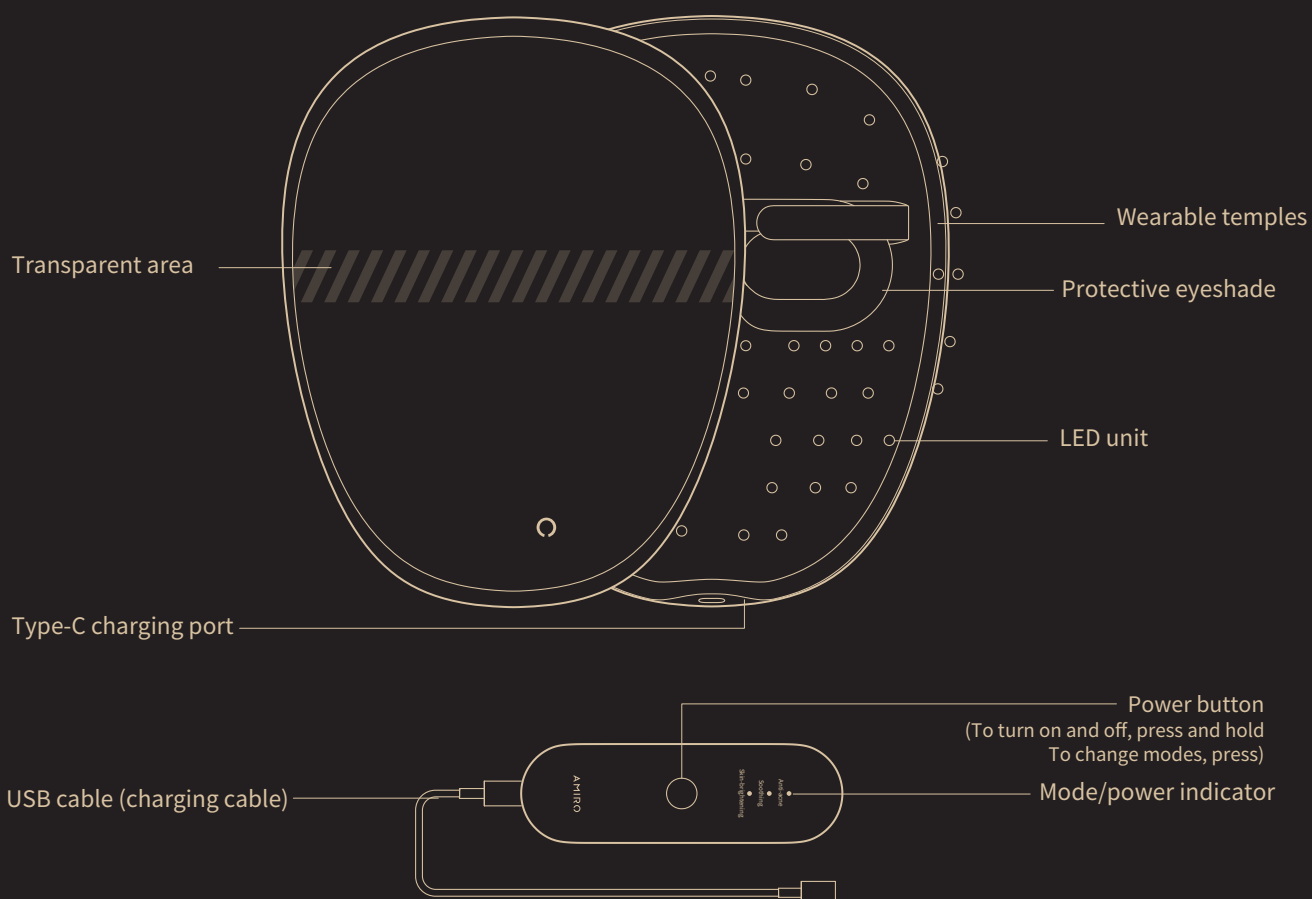
Skin-brightening mode Red light

Suitable for: Improving dull skin brought on by staying up late, quick-step skin stabilizing, or everyday skin-brightening or skin rejuvenation
Care advice: After cleansing your face, set the device to skin-brightening mode and use skin-brightening products to enhance the efficacy.



The skin may feel a little bit dry after LED light treatment because it conditions skin cells.
To rehydrate, it is advised to use a facial mask or moisturizing products.

Precautions: ● Please seek medical advice before using the device if you have photosensitive skin or skin conditions ● Before using the device, avoid using ingredients that are photosensitive/bleaching/highly irritating (such as vitamin C, retinol, and nicotinamide)
● Please limit your use of the device to no more than 30 minutes per day. The device will turn off automatically after a 10-minute operation in one mode.



Tips: The mask cannot be connected to and controlled by a standard Type-C charging cable. Kindly use the official cable provided.

AMIRO