

Jelly Comb

2.4G Wireless Mouse **User Manual**

Overview

A Left button

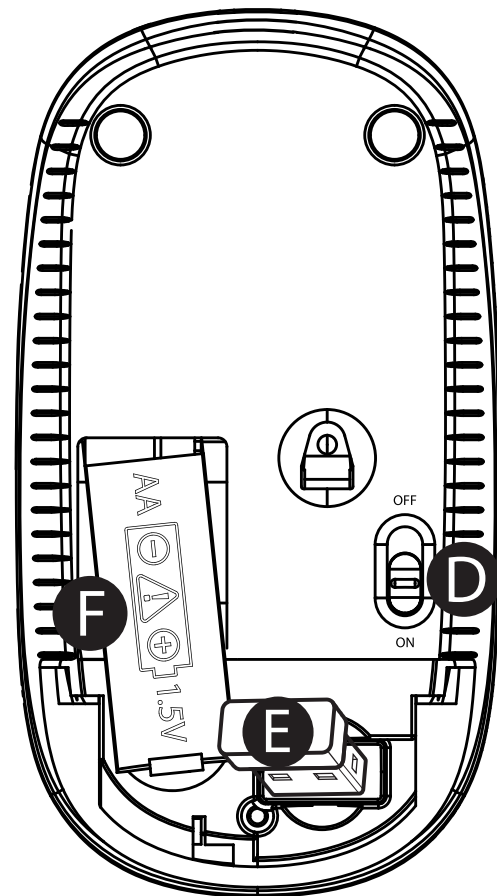
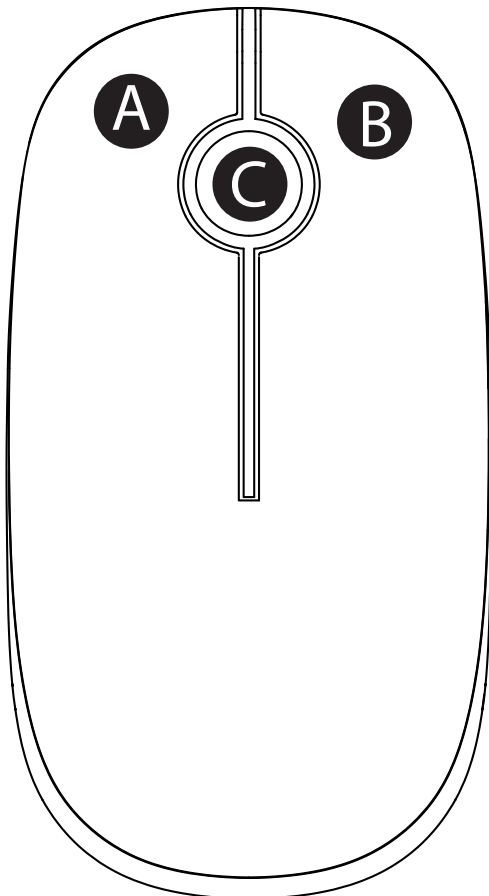
B Right button

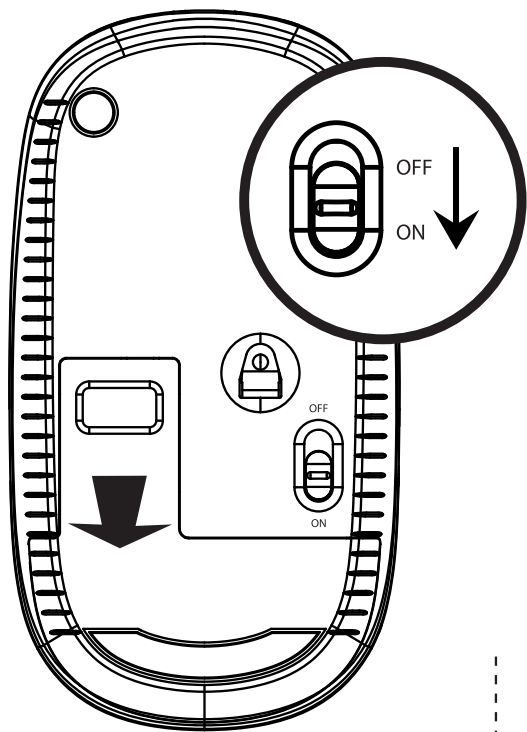
C Scroll wheel & Middle

D Power switch


E USB receiver

F Battery box





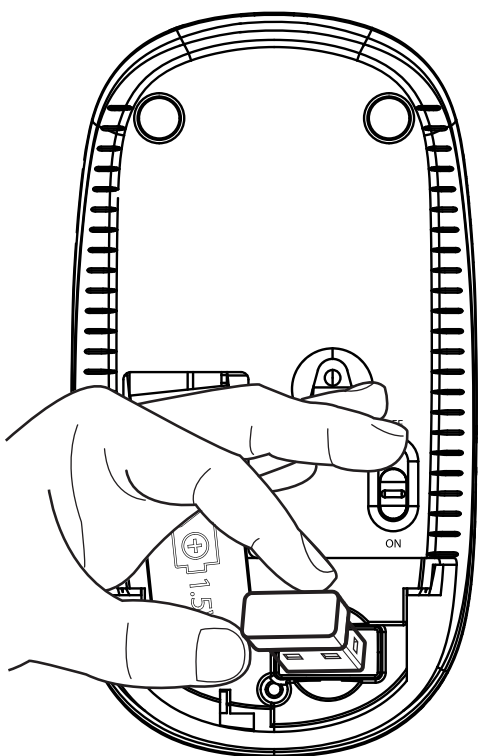
Take the battery cover off ❶




❷ Install the battery (please notice the place of anode and cathode)

❸ Switch on

Remove the receiver ❹



❺ Insert the usb receiver into the USB port of PC



Data parameter

Basic:

Data transmission: 1Mbps

Frequency: 2405MHz -2476MHz

Channel: 16

Engine: Optical

Distance: 20m

Voltage: 1.5V

Current: 11mA

Mouse Key life: Above 3 millions

Mouse Size: 110x60x31mm

Mouse Weight: 62g

Tracking performance:

Mouse Resolution: 1600DPI

Polling rate: 250Hz

System requirement:

Windows: 2000/ ME/

XP(x64)/ Vista/ 7/ 8/ 10

Workable USB port

Package included:

▶ 1 x Wireless mouse

▶ 1 x USB receiver

(in battery storage)

▶ 1 x User guid

Trouble Shooting

If your wireless mouse can not work properly, please try the following steps to get it work:

1. Replace new batteries timely if the batteries have run out;
2. Disconnect and re-connect the nano receiver to the USB port to establish new connection for the mouse;
3. Move the mouse, more closer to the receiver if the devices is out of the optimum range;
4. Please press the scroll and the right button to match the code again;
5. Flip the on-off switch.

If problem still can not be solved, please email us at **support@jellycomb.com (us buyers only)**. we will get back to you with solution in **24 hours**.

Other 2 ways to get contact with us:

Way 1:

- Click the seller's name on a product page to get to the storefront.
- Then click the "Ask a question" link on the right side of the page.
- Select the "An order I placed" option, select your reason, and then compose your message to us.

Way 2:

- Sign in to your Amazon account, click the "Your Account" option, select "Your Orders".
- Click the "Contact Seller" button next to an order, and then check the radio button next to "An Order I Placed".
- On the "Select a Subject" pull-down menu, select the reason why you are contacting us.
- Once done, click the "Write Message" button to compose your message.

We will get back to you in 24 hours, and try our best to meet your satisfaction.