

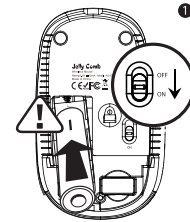
# User Manual

Wireless Number Pad and Mouse

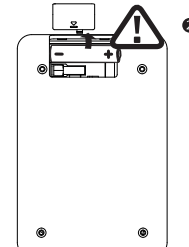
K042

## Install Steps

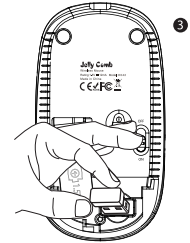
1. Open the battery compartment and turn on the power switch




2. Insert 1\*AA battery (Take care of the "+" "-" of the battery)



2. Take out the USB receiver near the battery compartment



4. Plug the USB receiver into the USB port



## Product Specification

**Basic Keyboard Specifications :**  
Wireless transmission : 1Mbps  
Frequency : 2405MHZ-2476MHZ  
Channel : 16  
Distance : 10m  
Working voltage : 1.5V  
Working current : 1.5mA  
Keystroke Life: Over 500million times  
Keyboard Dimension : 83.5x124.5x23.5mm  
Keyboard Weight:

**Basic Keyboard Current Ladder :**  
Working current=1.5mA  
Standby current= 6uA  
Sleep current= 6uA  
Inactive =6uA

**Basic Keyboard Specifications**  
Wireless transmission: 1Mbps  
Frequency: 2405MHZ-2476MHZ  
Channel: 16  
Engine: Optical  
Distance: 10m  
Working voltage: 1.5V  
Working current: 11mA  
Click Life: Over 300million times  
Mouse Dimension: 110x60x31mm  
Mouse Weight: 62g

**Mouse tracking property**  
DPI: 1600DPI  
MCU: 250Hz

**Mouse Operating Current Ladder:**  
Working current=11mA  
Standby current=3mA  
Sleep current=50uA  
Inactive <30uA

## Compatibility

Windows 7/8/10

## Package Included

- ▶ 1\* Wireless Mouse
- ▶ 1\* Wireless Keypad
- ▶ 1\* USB Receiver
- ▶ 1\* User Manual