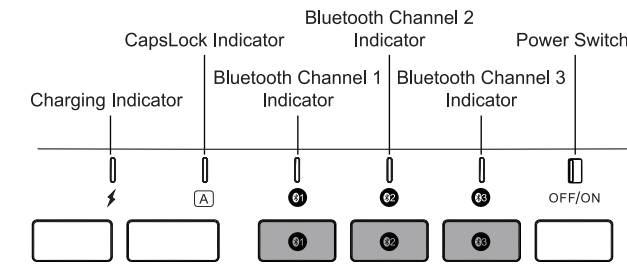


# User Manual

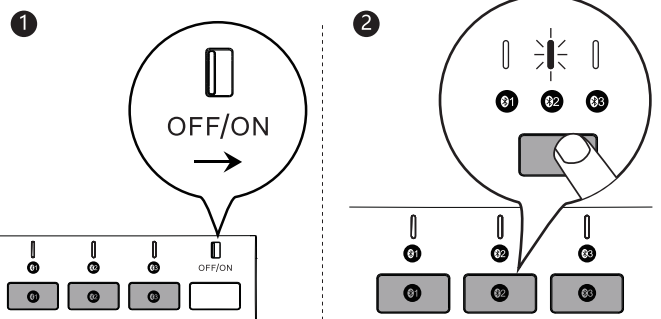
## Multi-Device Bluetooth Keyboard

K015G-3

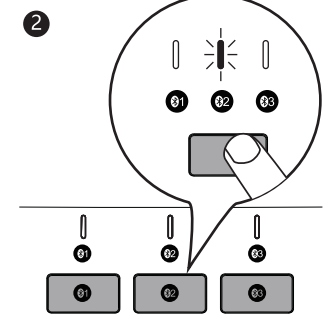
### Product Functions



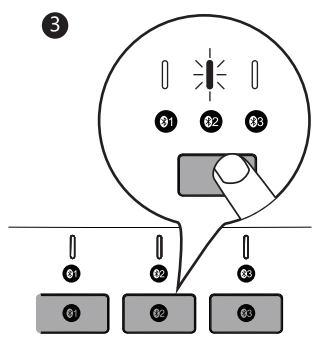
### Bluetooth Pairing



1. Switch on the keyboard.



2. Short press to select any Bluetooth Channel(Channel 1/ 2/ 3), and the blue indicator of the selected channel will flash once- Keyboard enters Bluetooth mode.



3. And then long press for 3-5 seconds until blue indicator flashes quickly- Keyboard enters pairing mode.

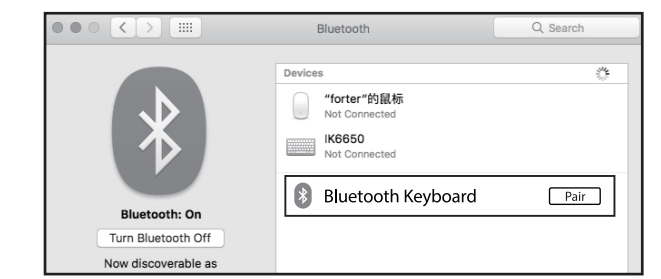
### Mac OS System

Please refer to Step 1-3 before pairing.

4. Enter "Settings" in Mac computers.



5. Click to select "Bluetooth Keyboard".



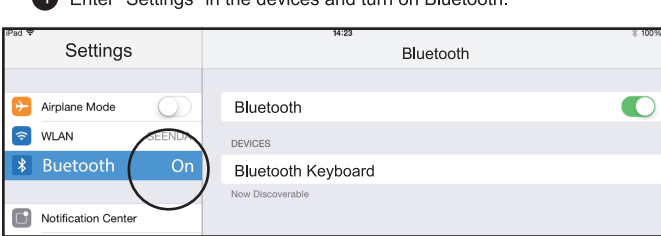
6. Find "Bluetooth Keyboard" in the list and click to complete the pairing.



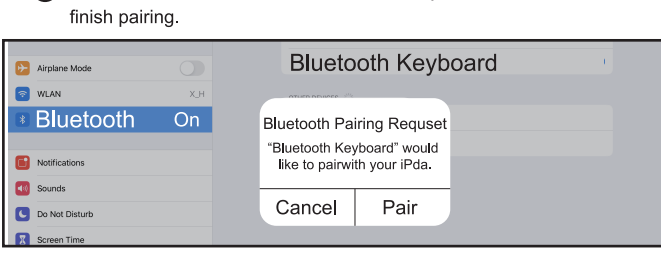
### iOS System

Please refer to Step 1-3 before pairing.

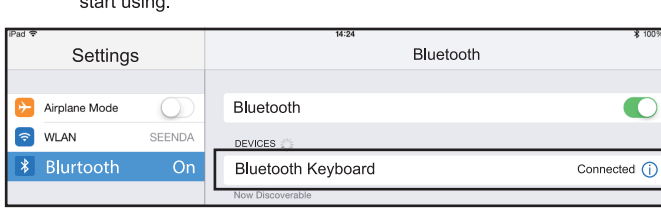
4. Enter "Settings" in the devices and turn on Bluetooth.



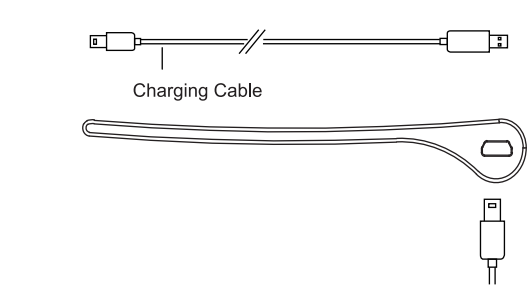
5. Find Bluetooth device named "Bluetooth Keyboard" in the list and click to finish pairing.



6. When "Bluetooth Keyboard" status showed as "connected", now we start using.



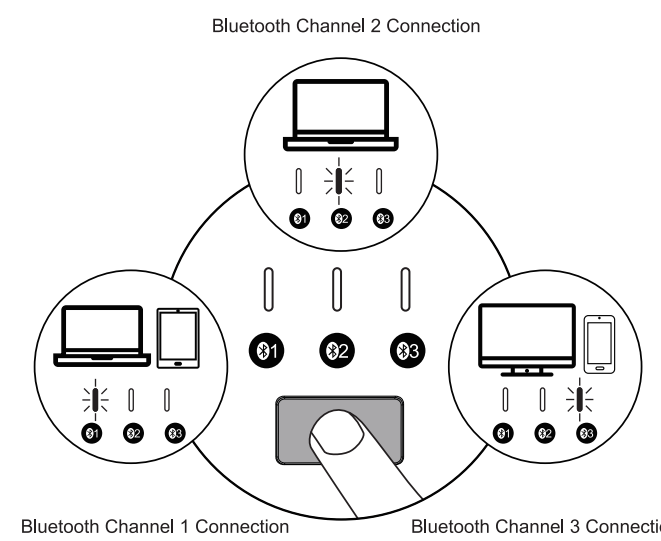
### Charging



When there is a low-power situation, the indicator of the Bluetooth Channel that is in use will flash until the keyboard is powered off; Please charge the keyboard timely to make sure that the keyboard works properly; Charging indicator will turn red when charging and turn green when fully charged; Low-power situation may cause delays or stutters when texting and affect performance.

### Mode Switch Method

After 01 | 02 | 03 are all successfully paired, short press the channel button to realize easy switch among multiple devices.



### Multifunctional Keys

Key	Function	Key	Function
[Light Icon]	Light decreased	[Light Icon]	Light increased
[Window Icon]	Display window	[App Icon]	Computer Programs
[Previous Track Icon]	Previous track	[Play/Pause Icon]	Play& Pause
[Next Track Icon]	Next track	[Mute Icon]	Mute
[Volume Down Icon]	Volume down	[Volume Up Icon]	Volume Up
[Drive Icon]	Open the drive	[Screenshot Icon]	Screenshot
[Power Icon]	Power on/ off		

**Note:** Multifunctional Keys work with Mac OS System only and will be realized only when pressing together with Fn.

### Product Specification

Operating system	Mac OS
Battery	280mAh
Battery life	1000 times charge and discharge
Key life	3 million strokes
Standby time	200 hours
Continuous working time	50 hours
Wake up	Click any key
Operating distance	Within 8 meters
Working current	≤5.5mA
Size	428.1*125.1*16.3mm

### Sleep Mode

- Keyboard enters sleep mode 30 minutes after stop using the keyboard, and indicator lights off.
- Click any key to wake up the keyboard within 3S. Indicator lights on again and keyboard starts working.

### Note

- If the Bluetooth is not successfully connected, please restart the keyboard as well as the Bluetooth and reconnect again, or delete some extra Bluetooth devices from the Bluetooth list and reconnect again.
- To change a channel that is successfully paired, short press to select the channel, wait for 3 seconds and it works.
- There will be pairing record in the keyboard. When one Bluetooth Channel is in normal use, the keyboard will stay on the same channel when rebooting the keyboard, and this channel indicator lights on all the time.

### Package Contents

- ▶ 1\* Bluetooth Keyboard
- ▶ 1\* USB Charging Cable
- ▶ 1\* User Manual