

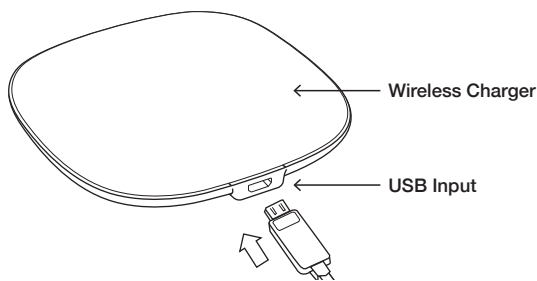
**Qi™ Wireless Charger  
User Manual**

**About the Qi Wireless Charger**

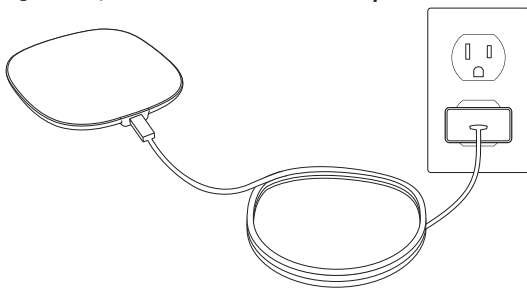
Your new Just Wireless **Qi Wireless Charger** makes charging your Qi enabled device easy and convenient. Just plug in the charger, place your phone on the charging pad, and it starts charging automatically.

**Step 1:**

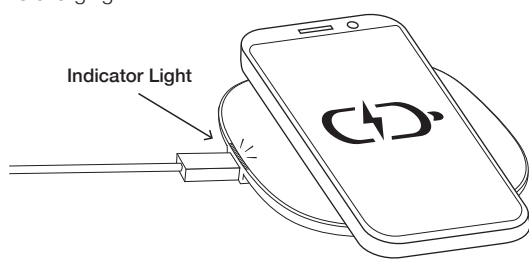
Connect one end of the charger cable to the wireless charger.



**Step 2:** Connect the other end of the charger cable to your adaptor. Plug the adaptor into a wall outlet. **The adaptor is not included.**



**Step 3:** Place your Qi-enabled device on top of the wireless charger. An LED light will power on to indicate the phone is charging.



**Important Safety Information**

- Protect the charger from extreme heat or cold.
- Protect the charger from liquids or excessive humidity.
- Use the charger only as intended.
- Do not use charger if it is damaged.

This device complies with Part 15 of the FCC Rules. Operation is subject to the following two conditions: (1) this device may not cause harmful interference, and (2) this device must accept any interference received, including interference that may cause undesired operation.

Please note that changes or modifications not expressly approved by the party responsible for compliance could void the user's authority to operate the equipment.

NOTE: This equipment has been tested and found to comply with the limits for a Class B digital device, pursuant to part 15 of the FCC Rules. These limits are designed to provide reasonable protection against harmful interference in a residential installation. This equipment generates, uses and can radiate radio frequency energy and, if not installed and used in accordance with the instructions, may cause harmful interference to radio communications. However, there is no guarantee that interference will not occur in a particular installation. If this equipment does cause harmful interference to radio or television reception, which can be determined by turning the equipment off and on, the user is encouraged to try to correct the interference by one or more of the following measures:

- Reorient or relocate the receiving antenna
- Increase the separation between the equipment and receiver
- Connect the equipment to an outlet on a circuit different from that to which the receiver is connected.
- Consult the dealer or an experienced radio or TV technician for help.

**Lifetime Warranty**

Just Wireless will repair or replace this product if, due to defective parts or workmanship, it does not perform as specified. This warranty covers only repair or replacement of the product itself. This warranty is extended to the original consumer purchaser only. In no event does this warranty extend to instances where the product is damaged through uses for which it was not intended, misuse, mishandling, removal and/or reinstallation, neglect, accident or tampering. In no event shall Just Wireless be liable for any indirect, incidental or consequential damages, or lost profits arising out of or related to this product, or the performance or breach thereof, even if Just Wireless has been advised of the possibility thereof. Just Wireless' liability to customer, if any, shall in no event exceed the total of the purchase price. Some states do not permit the exclusion or limitation of incidental or consequential damages, therefore, sections of the above limitation or exclusion may not apply to you. This warranty is in lieu of any other warranty, expressed or implied, including, but not limited to, any warranty of merchantability or fitness for any particular purpose. Any representations or promises inconsistent, or in addition to this warranty are unauthorized and shall not be binding upon Just Wireless.

Please contact **Just Wireless** by phone at **888-753-6957** or by email at **info@justwireless.com** for return instructions.



888-753-6957

info@justwireless.com

SKU 04090 / 04091

REV 072020