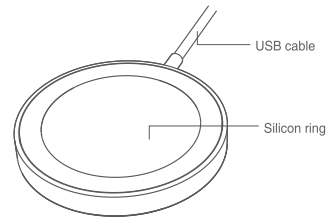


# 128G 铜版纸 65X90mm



## Magnetic wireless charger

Please read the instructions before using the product

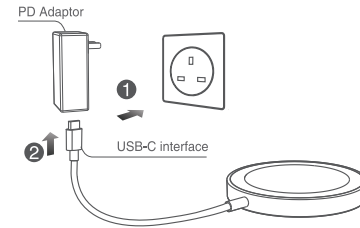


### Parameter specification

Model: MP02  
Input voltage/current: DC5.0V/2.0A, 9.0V/2.0A  
Output power: 15W(Max)  
Interface: Type-C (PD protocol)  
Charging frequency: 110-148KHz  
Transmission Distance: ≤5mm  
Efficiency: ≥75%  
Product size: Φ60\*7.5mm

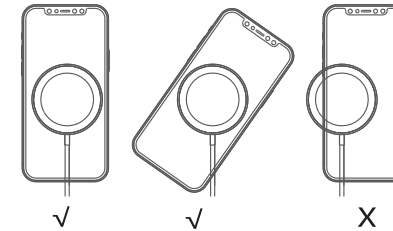
### Installation

1. Plug the PD adapter into the socket.
2. USB-C interface connect to the power adapter.
3. Place the mobile phone with wireless charging function on the transmitter pad correctly, and try to ensure that the wireless receiving coil is aligned with the center of the product.
4. After charging is completed, remove the wireless charger.

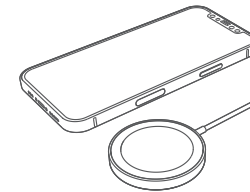


#### Remarks:

1. The magnetic suction function of the wireless charger only supports iPhone 12/12 mini/12 pro/12 pro Max Series.
2. This wireless charger pad can support all Qi standard equipments.
3. Only the standard PD protocol power adapter can support the fast wireless charging of this product, the power adapter needs to be purchased separately.



Note: Try to ensure that the wireless receiving coil is aligned with the center of the product. The wireless receiving coil is generally in the center of the mobile device.



### Important notes

When the wireless charger is charging for the mobile device, if you run a power-consuming application on the mobile device or use the application on the device for a long time, the mobile device will heat up. This is a normal phenomenon and will not affect the service life or performance of the device.

1. This product only supports original Apple protective covers, can not guarantee to be compatible with third-party magnet accessories.
2. It is recommended to use an adapter with PD certification, or other PD adapter that comply with international safety standards.
3. The equipment can be used between 0°C - 35°C, and can be stored between -20°C and 50°C. If the device is used or stored outside the recommended temperature range, it may damage the device or shorten the battery life.
4. Please prevent the children or animal chewing the equipment.
5. Do not disassemble, modify or repair the equipment.
6. Do not place magnetic stripe cards (including credit cards, phone cards, bank books and registration cards) near the charging device to avoid damage from the magnetic field generated by the device.

### Warranty

There is one year guarantee for this product unless anthropogenic factor.

### Packing List

Magnetic wireless charger  
User Manual

\* The involved images are sketch maps, the final product as per the material subjects.