



JULY  
CLAMPS

**Custom Shop  
Clamping Systems**

# Cabinet Shop Essentials




## JLT #717A Door Clamp

- 26" x 62" Maximum Capacity
- 2 Second Squaring Of Stile And Rail Cabinet Doors
- Includes (2) Vertical And (1) Horizontal Pneumatic Clamps
- \*NEW\* Intuitive Pin System for Fast and Easy Changeovers
- Clamp and Square 100+ Doors Per Day

## JLT #79F-8-PC 8' Panel Clamp


- Best Value - Most Popular Panel Clamp Model. Available in 6', 8', 12' and 16'
- Designed For The Custom Shop
- (5) Total Gluing Levels
- Includes (18) 40" Opening Taylor Clamps (Minimum Clamp Opening 8")
- Vertical Clamp Hanger Feature



## JLT #190B Drawer Clamp

- 10" x 24" x 36" Maximum Capacity
- Pneumatic Foot Pedal Operation
- Dual Fast Acting Horizontal Pneumatic Clamps With 2" Stroke
- Newly Designed Aluminum Side Plates Provide A Solid, Flat Clamping Surface
- Quick Adjusting Roller Carriage Eliminates Set-Up For Faster Changeovers
- Complete 3 Year Warranty
- Machine Footprint 70"L x 60"H x 32"W

# Space Saving Designs



## JLT #718A Buddy System

- JLT #79F Series Panel Clamp and #717A Series Door Clamp Combined in One System
- Designed For The Custom Shop With Limited Space
- Ships Already Set Up For A Quick and Easy Installation
- Available In 8' and 12' Sizes
- 97"L x 70"H x 64"W Footprint

## JLT #78H Mini Pod Press

- Heavy Duty Vertical Clamping Press for the Custom Shop
- Option of (1) Section, (2) Section or (3) Section Models
- Heavy Duty Upper and Lower Steel Platens
- Single Lever Valve Pneumatic Operation With Dial Regulator Pressure Controls
- 30 Ton Maximum Clamping Pressure at 120PSI
- Lower Platen Is Easily Adjustable With Manual Jacking System



# Miter Door Clamps

## JLT #717A-M Miter Door Clamp



- Quick Precise Squaring Of Any Type Of Miter Cabinet Door, As Well As Stile & Rail Doors
- Pneumatic Dial Controls Are Simple And Easy To Use
- Includes (2) Horizontal And (2) Vertical Pneumatic Clamps
- 26" X 62" Capacity
- \*NEW\* Intuitive Pin System for Fast & Easy Changeovers

*"The Only Successful Miter Door Clamp in the Industry"*


*\*Also Available, Plastic Border Package for MDF Doors\**

## JLT #717A-8-M Large Capacity Miter Door Clamp

- Large Capacity Miter Door Clamp
- 38" X 97" Capacity
- Perfect For The Custom Shop - Produce Miter And Stile And Rail Cabinet Doors On One Single Machine
- Featuring JLT Dial Control System For A Successful, Precise Squaring Operation



# Large Capacity Door Clamps



**JLT #717A-8-DDC  
Double Door Clamp**



**JLT #717A-8-TDC  
Triple Door Clamp**

- JLT Double And Triple Door Clamps
- Large Capacity And Versatile For A Wide Variety Of Stile And Rail Cabinet Door Sizes
- Single Lever Valve Air Activation
- Produce Up To 225+ Doors A Day



**JLT #79K-10 Entry Door Clamp**

- JLT Entry Door Clamp
- Includes (4) Pneumatic Vertical Clamps & (2) Pneumatic Horizontal Clamps
- Maximum Capacity 48" X 120"
- Versatile Two Way Clamping Pressure Providing Accurate Squaring

# Multi Level Panel Clamps



## JLT #79F-12-PC 12' Panel Clamp

- Includes (30) 40" Opening Taylor Clamps
- (5) Total Gluing Levels
- Vertical Clamp Hanger Feature
- Edge Glue Hundreds Of Woodworking Components
- Clamps Are Hand Tightened With Heavy Duty "T" Handles

## JLT #79F-16-PC 16' Panel Clamp

- 16'L x 52"W x 70"H Footprint
- For Railings, Long Posts and Face Gluing Solid Wood Components Up To 6" Thick
- Includes (36) 40" Opening Taylor Clamps
- Includes (72) Rocker Adapter Plates



## JLT #79F-6-1R Single Row Panel Clamp

- For the Small, Custom or Hobby Shop
- Includes (5) 40" Opening Taylor Clamps
- 6' of Clamping Capacity
- Also Available in 8' and 12' Capacity



## JLT #302-40-H-R Clamp Arms

- Standard Sizes Include 40" and 52" Opening
- Manufactured in the USA
- Can be Interchangeable for Clamp Rack or Clamp Carrier
- Additional, Individual Clamps Available



# Large Capacity Drawer Clamp

## JLT #190C Drawer and Case Clamp

- Large 12" x 48" x 48" Capacity
- Includes (4) Heavy Duty Horizontal Clamps
- Pneumatically Operated Foot Pedal Activation
- Side Mounted Pressure Hold Kit With Lever Valve Activation
- Shipped Pre-Assembled
- 70"L x 86"H x 32"W Footprint




*Custom Shop Clamping System For Upper Boxes, Dovetail Drawers & Case Goods*



# Face Frame Machines

## **JLT #78G-5-12 Face Frame Table**




- Open-Ended for Larger Frames
- Heavy Duty Tubular Steel Construction
- Innovative Vertical Pressure Arm Has Easy Adjusting Pressure Cylinders With Individual Pneumatic Activation
- 5' x 12' Maximum Capacity
- Total 1" Thick Clamping Surface Featuring A High Quality UHMW Top Layer For A Flat, Sturdy And Easy To Clean Surface

*Also Available, The JLT 5' x 8'  
Face Frame Machine*

## **JLT #78G-5-8 Face Frame Table**

- Maximum Capacity 5' x 8'
- Offers The Same Great Features As The Larger Model Above
- Includes (1) Vertical Pressure Arm With (5) Individually Activated Pressure Cylinders





# Glue Application

## JLT #312A Roller Spreader



- Electric-Driven, Table Top Glue Spreader
- 6" Wide Removable Glue Roll
- Precise and Adjustable Glue Spread
- Convenient Space Saving Design With Easy Clean Up

## JLT #160B Stile Spreader

- Great Accessory For All JLT Door Clamps
- Manual Foot Pedal Operation
- Includes (2) Pre Cut Profiles Already Installed On Mounting Bracket
- Glue Up Cabinet Doors Faster With No Mess



## JLT #138B Plate Spreader



- Provides Accurate And Efficient Glue Spread
- Quickly Apply Glue To Multiple Boards
- 8" x 48" Aluminum Grid Capacity
- Boards Over 48" Can Be Dipped Twice
- Ask About Model #150B for a 6" x 27" Capacity Version of This Spreader

## JLT #171B Roller Spreader

- Stainless Steel "Doctor Roll" For Adjustable Glue Spread
- 13" Removable Glue Roll
- 110 Volt Motor With Safety Slip Clutch
- Optional 5' or 10' Roller Infeeds Available



# Accessories




## Welded Driver for Impact Gun

- Hooks around "T" Handles of JLT Clamps
- Fits 1/2" Attachment
- Increase Production With Faster Tightening and Loosening of Clamps



## Pneumatic Panel Flattener

- Complete Air System and Docking Attachment
- 40" Reach
- Pneumatically Clamp Up To 2-1/2" Thick Material



## Manual Panel Flattener

- Manually Clamp Material
- 18" Reach
- Easy To Use Vice Grip Handle
- Great Accessory for JLT Panel Clamp



## Rocker Plate Adapters

- Designed to affix the front and rear jaw plate on the Taylor Clamp
- Raise the overall height of the jaw to 6"
- Creates an easier simpler way to glue up thick stock components.

# *Why Choose JLT Clamps?*

- *Standard Machines In Stock*
- *Custom Machines With Short Lead Times*
- *Highly Competitive Pricing*
- *Multiple Distribution Centers*
- *Save Space In Your Busy Shop*
- *Save Time That Would Have Been Used Performing Tasks Manually*
- *Invest In A Machine That Is Built To Last*
- *Invest In A Company With 100+ Years of Experience In The Industry*
- *Excellent Customer Service For All Of Your JLT Needs*
- *Manufactured In The United States*




# Cameron AUTOMATION



Rip Optimization for the Custom Shop



Push Feed Chop Systems



Taylor Door Pros



Taylor Return Conveyors



Taylor Clamp Carriers

## James L. Taylor Mfg. Co. WSI Machinery, Inc.

Address: 1530 N. Old Rand Road • Wauconda, IL  
Phone: (847) 526-1411  
Email: [sales@wsimachinery.com](mailto:sales@wsimachinery.com)

