

e-Elite 2000 Cylindrical Electronic Lock



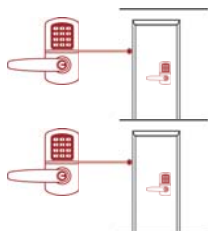
Mechanical Specifications

- ▼ Door Thickness: 1-3/4"-2"
- ▼ Backset: 2-3/4" standard, 5" optional
- ▼ Clutched trim
- ▼ Latch bolt: stainless steel, deadlocking, 1/2" throw
- ▼ Faceplate: 1-1/8" x 2-1/4"
- ▼ Strike: ASA strike standard, 1-1/4" x 4-7/8"
- ▼ Escutcheon: steel or zinc alloy
- ▼ Lever: zinc or stainless steel

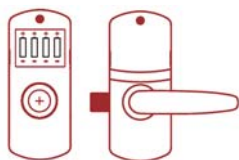
Features




TownSteel e-Elite 2000 Cylindrical Electronic Lock offers a low profile design with ANSI/BHMA Grade 1 Security. It provides a programmable locking mechanism and unique design for multi-housing entry doors.



TownSteel e-Elite 2000 Cylindrical Electronic Lock is programmable with up to 99 pin codes and 5 services codes per lock. It also has a mechanical key override.



TownSteel e-Elite 2000 Cylindrical Electronic Lock is powered by 4 AA batteries and has an extended two-year battery life, including a low battery warning, and non-volatile memory. It requires no hard wiring.



TownSteel e-Elite 2000 Cylindrical Electronic Lock is available in 2-3/4" backset standard, and a 5" backset option. It offers a commercial style lever trim as well as architectural finish options.

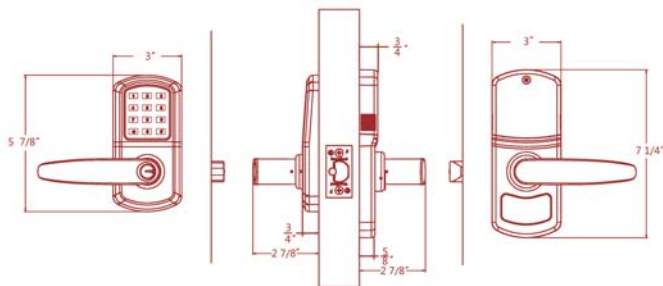
Electronic Specifications

- ▼ Programmable at the lock
- ▼ Battery operated, no hard wiring required
- ▼ Low battery warning
- ▼ Standard 12-key illuminated keypad
- ▼ Non-volatile memory
- ▼ Weather resistant lock

Cylinder Specifications

- ▼ 6 pin Schlage® C keyway, standard
- ▼ Small format IC (SFIC) with or without core
- ▼ Best IC core, 6 or 7 pin core, Best® "A" keyway
- ▼ Schlage® large format IC less core
- ▼ Corbin® 6 pin large format IC less core
- ▼ High security 6 pin cylinder with TownSteel "L" keyway
- ▼ High security 7 pin SFIC core with TownSteel "L" keyway

e-Elite 2000 Cylindrical Electronic Lock



Code Compliance

- ▼ Americans with Disabilities Act
- ▼ RoHS Directive 2002/95/EC
- ▼ ANSI/BHMA A156.2-2011 Grade 1 Certified
- ▼ UL 10C 3-hour Rated

Available Hardware Finishes

- ▼ 605/US3
- ▼ 619/US15
- ▼ 625/US26
- ▼ 626/US26D
- ▼ Custom finishes available upon request

Available Lever Styles

- ▼ Commercial-Sentinel(S), Quest(Q), and Gala(G)
- ▼ Custom lever styles available upon request

Programming Fetures

12-Key Touch Illuminated Keypad

- ▼ 12-key touch illuminated keypad
- ▼ Code length: 4-6 digits
- ▼ 99 pin codes and 5 service codes capacity



Warranty

- ▼ 1-year limited for electronic
- ▼ 5-year limited for finish
- ▼ 10-year limited for mechanical

How To Order

Series	Lever Style	Backset	Finish	Cylinder
e-Elite 2010 RIGID e-Elite 2020 CLUTCH	S: Sentinel Q: Quest G: Gala	2-3/4" 2-3/8"	605 619 622 626	Specify when ordering

Example:

e-Elite 2010 - S - 2-3/4" - 626

Series: e-Elite 2010

S: Sentinel

2-3/4" backset

Finish: 626 (US26D)



TownSteel®
Architectural Hardware MFG

17901 Railroad Street City of Industry, CA 91748 Toll Free: 877-858-0888

Tel: 626-965-8917

Fax: 626-965-8919

sales@townsteel.com

www.townsteel.com