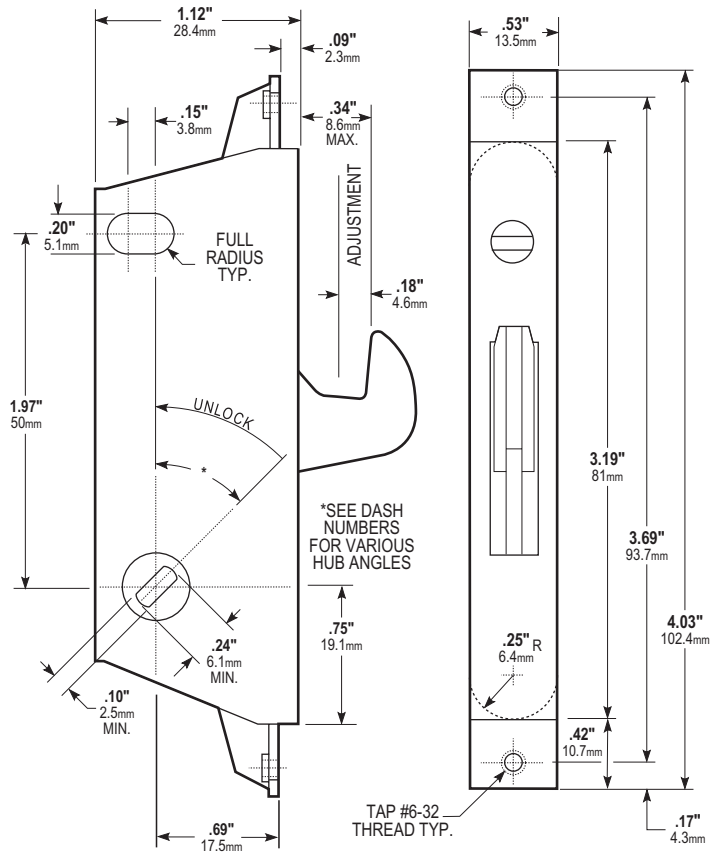
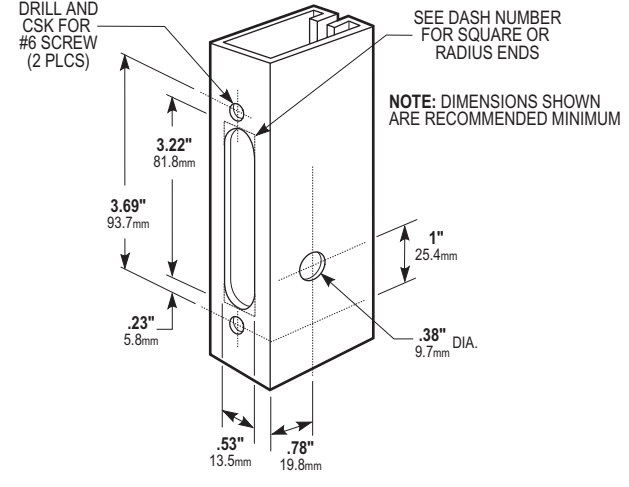


All measurements are approximate and are provided for informational purposes only. Refer to the product Installation Instructions.

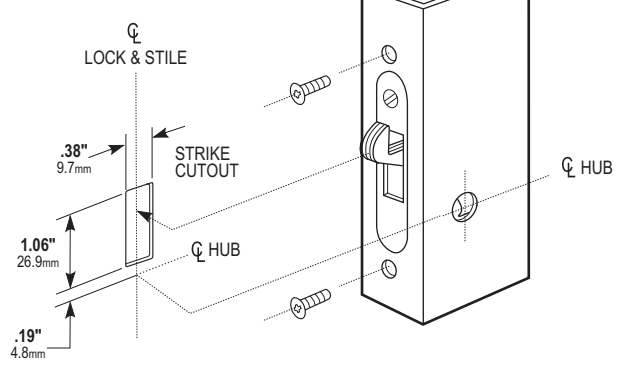
Dimensions



Stile Preparation



Installation

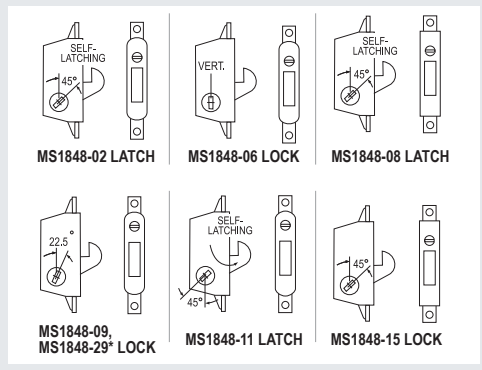


HOW TO ORDER MS1848 DEADLOCK

Specify quantity and the following information. Order related products separately.

PRODUCT NO.	FACE SHAPE, HUB ANGLE, LOCK OR LATCH
MS1848	-02
	02 See Configuration Table
	06 See Configuration Table
	08 See Configuration Table
	09 See Configuration Table
	11 See Configuration Table
	15 See Configuration Table
	29* See Configuration Table

*Complete with mounting kit for thick door applications



RELATED PRODUCTS

When purchasing this product, please consider the following related products, available separately:

Accessories

Trim strikes (see ACCESSORIES).

Trim

Turns and cylinder pulls (see OPTIONS & ACCESSORIES page in DEADLOCKS).