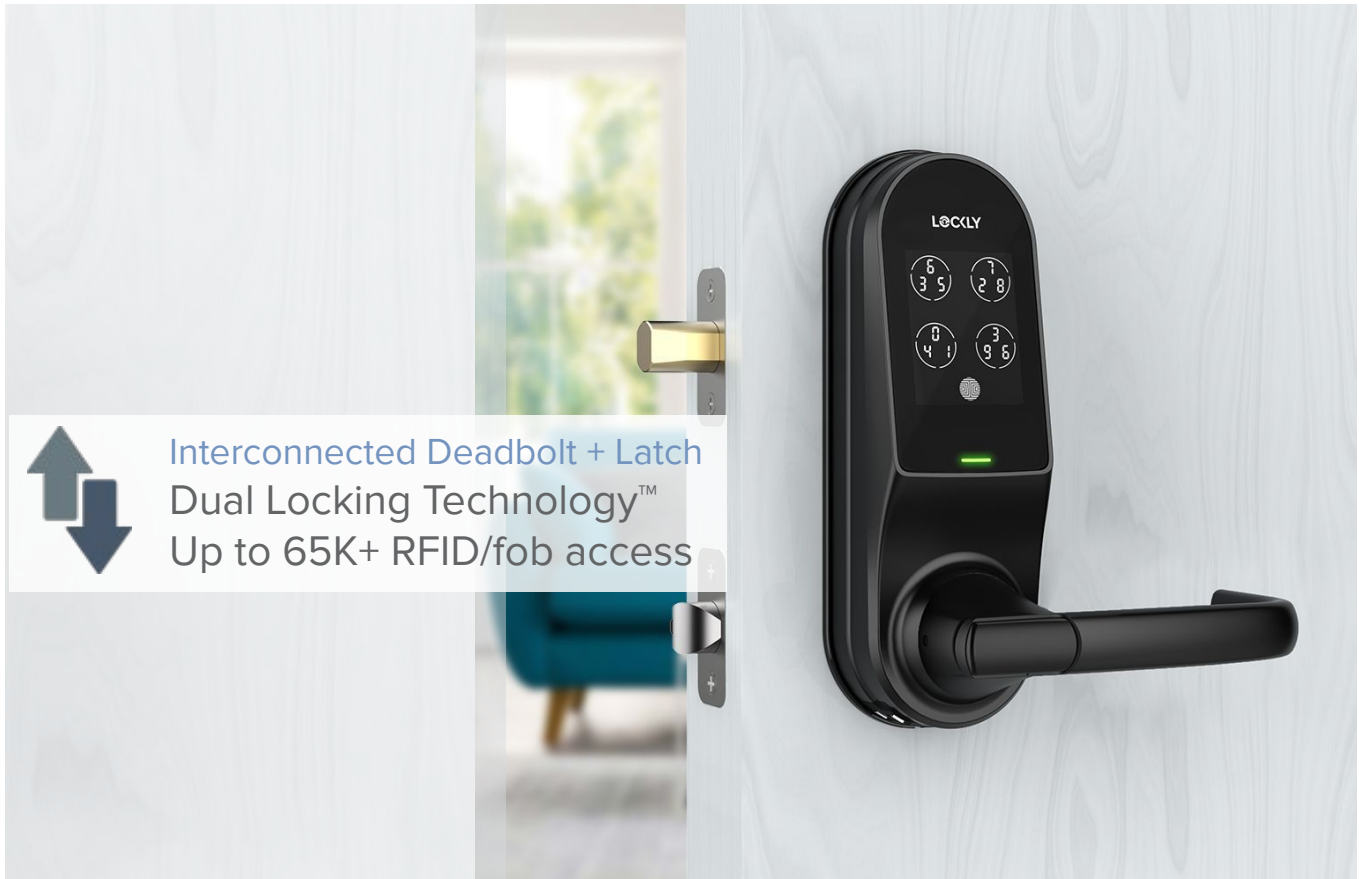




# LOCKLY GUARD<sup>TM</sup> DUO 679D



Secure and manage what's most important to you. Designed with the versatility to be installed as interconnected deadbolt & latch lockset for dual bore holes or as a replacement to existing mortise.



Multifamily



Residential



BnB/Rental

- Front doors
- Home office
- Back doors
- Storage Rooms
- Cabins
- And more



**Hack-proof digital Keypad**  
Generate and stores up to 52 access codes with specific profiles and permissions



**RFID / Fob Key Access**  
Fast and secure access, stores up to 65,535 fob keys or RFID cards.



**Mobile App Control**  
Unlock, lock, or check door on your smartphone

Features and benefits



**100M+ accesses granted**  
Most trusted fingerprint sensor smart lock



**Hack-proof Keypad**  
Patented PIN Genie® shuffling the keypad numbers



**Programmable auto-locking**  
Never worry about forgetting to lock your door



**Dual Locking Technology™**  
Lock or unlock interconnect deadbolt & latch with a single motion



**MIFARE RFID or Fob key**  
Fast, easy and secure access



**Wi-Fi alerts and control**  
Get status, alerts, and control from anywhere

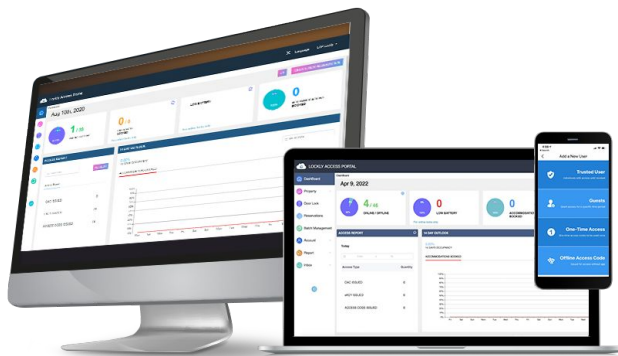


**Weatherproof**  
IPX4 works in -4°F to 151°F (-20°C to 66°C)



**Smartphone control**  
Open/close, share, or revoke access with others

Property management



See the big picture from here

Works with Lockly\OS Total Access a full property management system of software, products, and services designed to allow you to view and control where, when, and by whom your property's being accessed from anywhere in the world.

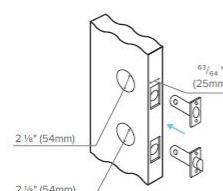



## Installation

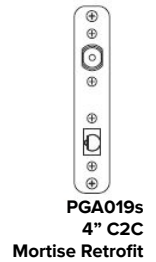


### Professional Installation Recommended

This product can be easily installed by advanced DIYers. It will only take a few minutes if pre-existing bore holes exist. It is recommended to contact a professional installer if drilling new holes is required.



Also works with standard lockset bore holes with 4 to 5 1/2" deadbolt to latch spacing.



Download installation guide	Download Door Drilling Template 4"	Download Door Drilling Template 5.5"	Watch installation video	Download user manual

## Access and control options

Your finger is your key	Mobile app Control	Secure Scan-to-Open	Real-time smartphone alerts	Voice assistant Control	RFID Card access

### Keyless access

Secure, fast, and convenient on-site set-up, allows management of properties from anywhere

### Mobile App Control

Unlock, lock, check door, track access history and unique user profile data.

### Offline Access Codes™

Grant access codes to trusted users. Codes work offline without Wi-Fi or Internet.

### Grant Access, when you're not there

Remotely lock and unlock your door from anywhere.

### Real-time Monitoring and Status

Monitor open/closed door status with real-time alerts sent to your smartphone.

**Secure Scan-to-Open** - Unlock by unique QR code, revoke capability anytime

### Auto Locking

Never worry about forgetting to lock the door with programmable auto-locking.

### Wi-Fi control

Monitoring and control from anywhere and voice assistant control.

### Replace the key not the lock

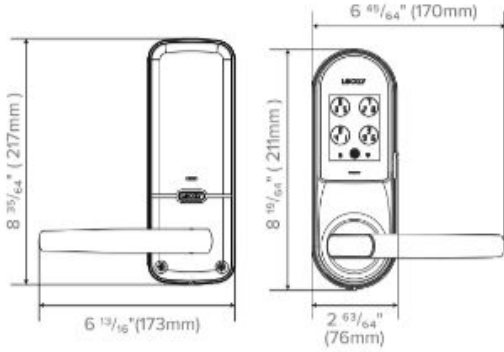
Re-key with readily available standard 5-pin cylinder SC1 re-key kits.

### Lockly Air Transfer programming

Duplicate user profiles from an existing Lockly smart lock to PIN Genie in just a few clicks.

### Fast Pass MIFARE RFID access

Supports up to 999 cards. (3 RFID Cards included)



**Electronic Specifications**

<b>Access Codes</b>	Stores up to 52 PIN access codes
<b>RFID/Fob key Access<sup>1</sup></b>	Stores up to 65,535 <sup>08</sup> MIFARE RFID/fob
<b>Fingerprint Access</b>	Stores up to 99 biometric fingerprints
<b>Remotely Shareable Temporary Access</b>	Unlimited <sup>08</sup> Offline Access Codes/ eBadges <sup>08</sup>
<b>Access Logs</b>	Unlimited <sup>08</sup> Accessible via LocklyPro Commercial app or Lockly\OS™
<b>Visual and audible</b>	Exterior: LED (Red, Green) Interior: LED (Blue) Configurable Lock/Unlock Audio Indicator
<b>Communication standards</b>	BLE 4.2 , Wi-Fi 2.4GHz , RF433.92MHz Advanced Encryption Standard (AES), 256-bit
<b>Gateway communication range (networked solution)</b>	Up to 98' (30m) BLE Up to 197' (60m) Wi-Fi Up to 164' (50m) RF433.92MHz Unobstructed open environment
<b>Command Response</b>	Responds to command from host in less than 3 seconds when linked to Lockly Wi-Fi Hub 0.2S on Fingerprint Recognition
<b>Connectivity options</b>	LocklyPro Commercial app, Lockly\OS ALL in real-time communication
<b>Available Signal Status</b>	Battery Status via App Open/Close Door Status Bluetooth Connectivity Indicator Sensor LED (Red/Green)
<b>Battery Life</b>	AA Alkaline Batteries x 4 Up to 1 year (offline mode) up to 10 months (regular use with App & Sensor)
<b>Operating temperature</b>	-4°F to 151°F (-20°C to 66°C)
<b>Operating Humidity</b>	0 - 100% non-condensing

<sup>08</sup> Requires Lockly\OS subscription

<sup>1</sup> Requires Lockly Guard Credential Manager PGA350. Up to 999 RFID/fob key can be stored without PGA350

**Ordering information**

<p><b>1 Edition</b></p> <p>PGD679D DUO</p>	<p><b>3 Cover plate</b></p> <p>included 4" C2C 5.5" C2C</p>	<p><b>6 Unifying Faceplate</b></p> <p>not included/optional PGA018 (5.5") PGA019 (4") PGA019s (4") mortise retrofit</p>
<p><b>2 Wi-Fi Hub</b></p> <p>PGH230 (included/optional) *Wi-Fi hub required</p>	<p><b>4 Interconnection Gear Plate</b></p> <p>included</p>	<p><b>7 RFID / Fob key</b></p> <p>3 RFID tag keys (included) PGA803WH Tag key (10pcs/pack, optional) PGA803P Fob key (10pcs/pack, optional)</p>
<p><b>3 Finish</b></p> <p>SS Stainless Steel MB Matte Black AB Aged Bronze Custom colors available (advanced order required)</p>	<p><b>5 Sensors</b></p> <p>Built-in Wired Sensor (included/optional) Wireless Door Sensor (optional)</p>	<p><b>8 Credential Manager</b></p> <p>not included/optional PGA350</p>

**Credential Specifications**

<b>Credential technologies</b>	RFID Card (13.56 MHz), BLE (2.4 GHz) Wi-Fi (2.4GHz) Capacitive Sensor Patented PIN Genie Keypad
<b>Standards</b>	ISO 14443
<b>Maximum read range</b>	RFID: up to 0.79" BLE: up to 98' (30m) Wi-Fi: up to 197' (60m)
<b>RFID/Fob compatibility</b>	MIFARE® S50
<b>Mobile compatibility</b>	LocklyPro Commercial app BLE 4.2 Lockly\OS™

**Mechanical Specifications**

<b>Handing</b>	Field reversible
<b>Materials</b>	Premium Zinc Alloy chassis and escutcheon 45 mins Fire tested
<b>Door Thickness</b>	1-3/8" - 2 1/4" (35mm- 50mm)
<b>Backset</b>	Adjustable 2-3/8" or 2-3/4" (60mm or 70mm) 1" x 2 1/4" round corner faceplate
<b>Strike</b>	Deadbolt: 1 1/8" x 2 3/4", round corner Latchbolt: 1 3/4" x 2 1/4", round corner, Dust box included
<b>Bore</b>	2-1/8 " (54mm) diameter Bore hole 1" (25mm) diameter latch hole
<b>Physical Keys</b>	SC1 Re-keying compatible, 2pcs included

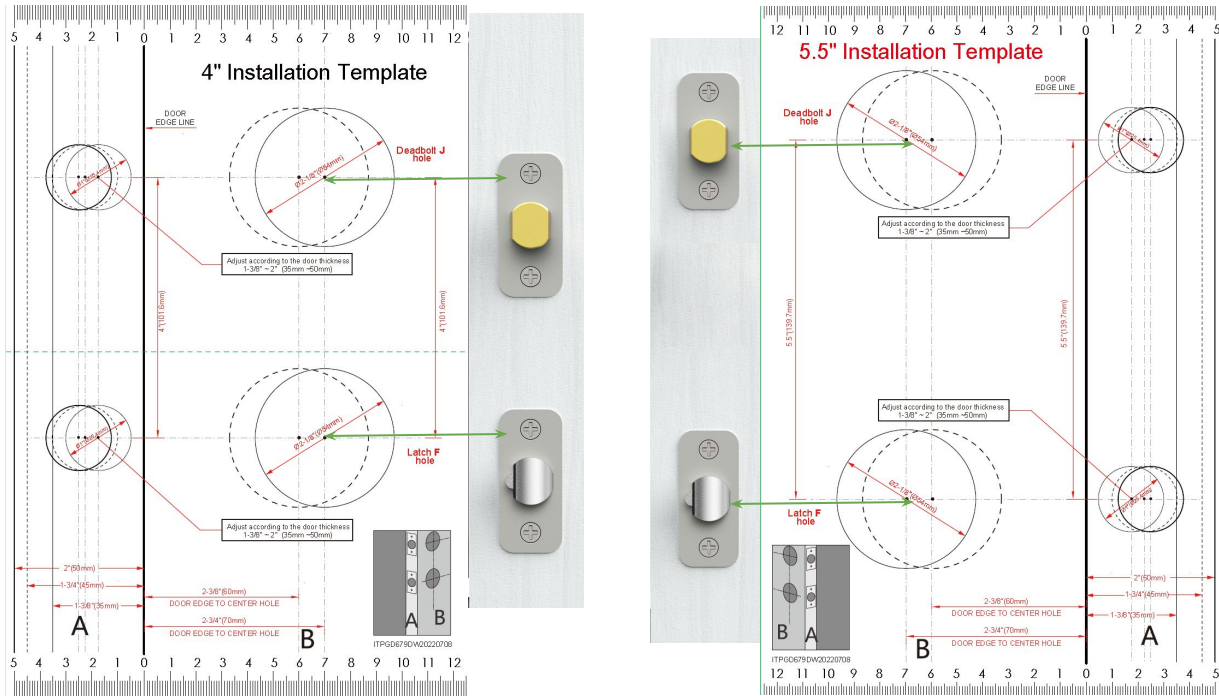
**Certifications /Warranty**

<b>Certification</b>	<p>Intertek 5026048</p> <p>UL10(C)   UL 10(B)   NFPA 252   CAN/ULC-S104</p>
<b>Warranty</b>	Lifetime 24/7 Technical Support 2 -year Limited Mechanical & Finish 2 -year Limited Electronics



**How to measure Centre to Centre Distance of an existing installation**

Use the provided drilling template to measure the C2C distance of the existing door holes. Measure the distance from the center of the installed deadbolt to the center of latchbolt.



**Length of the Handles**

Before installation, ensure that you'll have enough space for the interior and exterior handles. Please note of the measurement of the product including the handles.

