

Kwikset

KEY CONTROL™ DEADBOLT

THE SMART ALTERNATIVE TO MASTER KEYING

Re-keying & managing a traditional master key system is labor intensive, time consuming & costly. With the first & only two cylinder Key Control Deadbolt, either cylinder can be re-keyed in seconds, without removing the lock from the door.

Key Control

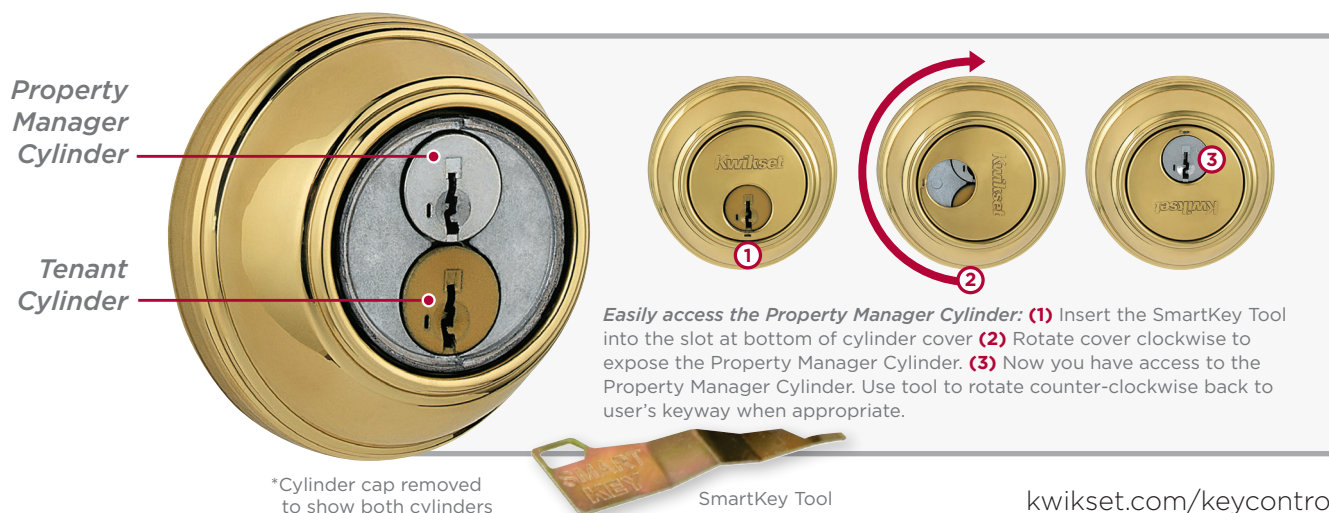
- Two separate cylinders, Tenant & Property Manager, allow for more tenant key cuts than a traditional master key system
- New proprietary keyway adds security - the tenant key will never fit into the Property Manager Cylinder
- The Property Manager Cylinder is concealed when not in use to avoid tenant confusion

Increased Efficiency

- Re-key the lock without removing from the door
- Save time & money by re-keying yourself
- Maintain key control throughout tenant and employee turnover



Perfect for multi-family dwellings, student housing, assisted living & rental properties.



THE #1 SELLING U.S. LOCK BRAND*

*Source: TraQline US quarterly brand unit share report, Q4 2006 through Q3 2017

16927-12/17

THE SMART ALTERNATIVE TO MASTER KEYING

BOTH CYLINDERS FEATURE SMARTKEY SECURITY™

- 1a Concealed Property Manager Cylinder has a unique patented keyway to provide increased security. Simply rotate the cylinder cap to expose the cylinder for use.
- 1b Tenant Cylinder utilizes the traditional Kwikset keyway and keys.
- 1c Gear assembly enables both cylinders to lock or retract the deadbolt latch.

CERTIFIED GRADE 2 ANSI/BHMA SECURITY

BUMPGUARD™-

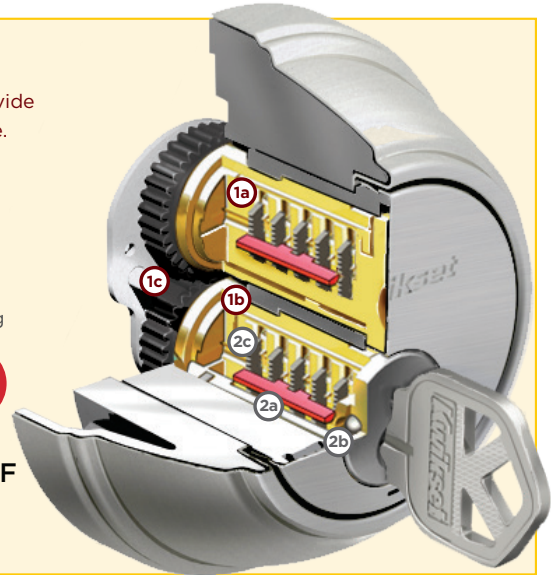
- 2a Patented side locking bar technology offers improved security by protecting against lock bumping, an attack on conventional pin & tumbler locks.

DRILL RESISTANCE-

- 2b Cylinder uses two steel balls inserted into the front of the cylinder face to resist attacks from drilling.

PICK RESISTANCE-

- 2c SmartKey Security withstands the highest level of UL pick testing, the UL 437, Par. 11.6.




SPECIFICATIONS:

Standard Door Prep	Cross Bore 2-1/8". Edge Bore 1" Latch Face 1" x 2-1/4"
Door Thickness	1 3/4"
Cylinder	2 SmartKey Security™ cylinders: 1 standard Kwikset for users, 1 unique patented keyway for 1-Key Control
Faceplate	1" x 2-1/4"
Strike	1 1/4" x 3-5/8"
Bolt	1" throw
ANSI/BHMA	A156.5 Grade 2
ADA	Interior turn piece meets 4.13.9 ADA
UL	Meets UL 3 hour fire rating for UL function. UL Ref# R10923

FINISHES:

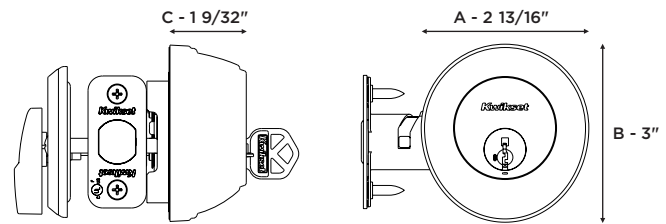


FUNCTIONS:




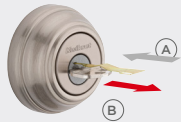
816 Key Control Deadbolt
817 UL Key Control Deadbolt
Deadbolt operated by key outside and thumb turn inside.

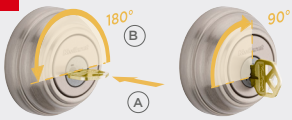
DIMENSIONS:



HOW TO RE-KEY YOUR LOCK IN SECONDS

1  Insert the key that currently operates your lock, and rotate it 90° clockwise.

2  (A) Insert the SmartKey tool fully and firmly into the SmartKey hole.
(B) **Remove** the SmartKey tool and the current key.

3  (A) Fully insert your new key into the lock, and rotate it 180°.
(B) Rotate the new key 90° back to the starting position, and remove it. Your lock is now re-keyed to your new key, and your old key will no longer operate the lock.

! Make sure you have your current key and SmartKey tool

