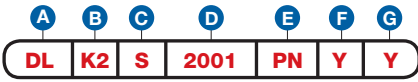


Item Number

To determine your item number enter the **RED** option code for each section as in the example below.



A Lock Style

DL Drawer/Door Lock

B Core Type

K2 K² Keymatic Pull

C Housing Length

S 13/16"
M 1-1/16"
L 1-3/16"

D Bolt Type

STRAIGHT BOLT
2001 1-1/16"
2002 1-11/16"
2003 2-5/16"
2004 3-1/8"

3/8" OFFSET BOLT
2205 1-5/8"

DIECAST SPRING BOLT
3209 1-5/16" Std.

INVERTED SLIDING SPRING BOLT
3410 1-5/16" Left
3411 1-5/16" Right

E Plating Finish

Extended lead-time and plating lot charges **may** apply to Special and Custom finishes.

Special Finish	PN Polished Nickel
	SN Satin Nickel
	PB Polished Brass
	SB Satin Brass
	BL Matte Black
	ST Statuary Bronze
CF Custom Finish	

F Key Retaining

* Note: This option will eliminate the KEYPULL feature on Straight and 3/8" Offset Bolt models.

N* No
Y Yes

G Insert Core

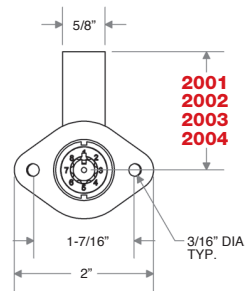
Y Yes
N Pack Core Separately
ND Ship Core to Different Location

Note: Keys are not included with this lock. See page 16 to order keys.

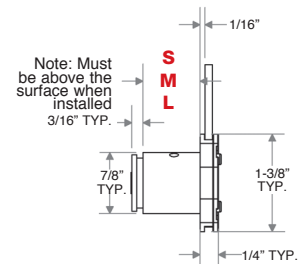


"Throw" (distance bolt travels from the locked to unlocked position) is 5/16". All dimensions shown are in the locked position.

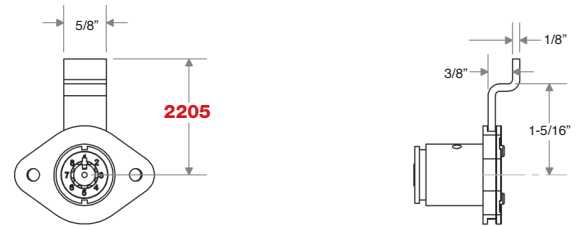
D STRAIGHT BOLT



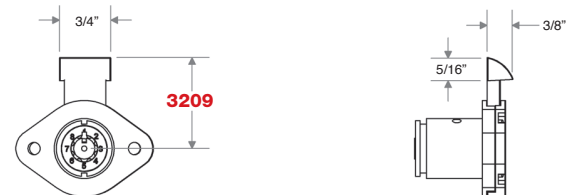
C HOUSING LENGTH



D 3/8" OFFSET BOLT



D DIECAST SPRING BOLT (3/16" bolt engagement recommended)



D INVERTED SLIDING SPRING BOLT

