

New key clone (The case have a original key)

Step 1 : Insert the original key turn on **Step 2 :** Insert JMD Assistant to OBD port



* If dashboard happen spangled or re-light (don't worry that phenomenon is ok)

*Finish could listen beeper short "BiBiBi" by OBD that's was OK could next step

*Finish could listen beeper long "Biiiiiii" by OBD that's can't clone so far. (upgrade continue)

Step 3: Handy Baby and choice" More-fun" **Step 4:** VOLKSWAGEN



Step 5: Assistant read



Step 6: Push OK " OK TO READ"



Step 7: Read Success by OBD data



Step 8: Insert original key push OK



Step 9: Read Success by key data



Step 10: Copy by JMD48 chip push OK



Step 11: Copy more?



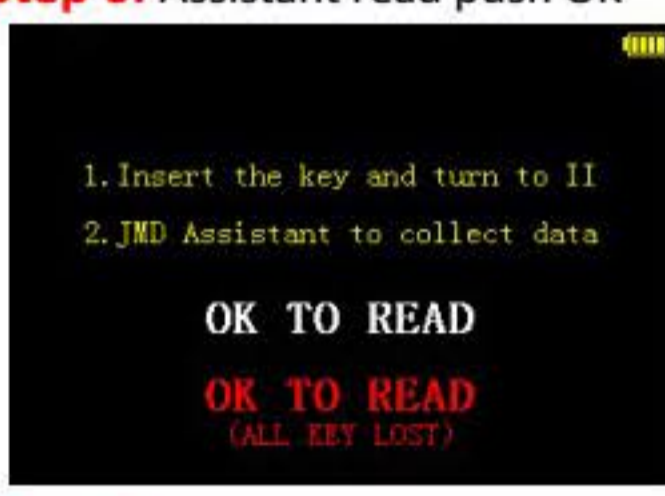
Step 12: New JMD48 chip push OK



New key clone (The case all key lost):

Tham same above Step1 to Step5 continue Step6

Step 6: Assistant read push OK



Step 7: Copy by JMD48 chip



Step 8: Copy by JMD48 chip push OK



Step 9: Copy by JMD48 chip push OK

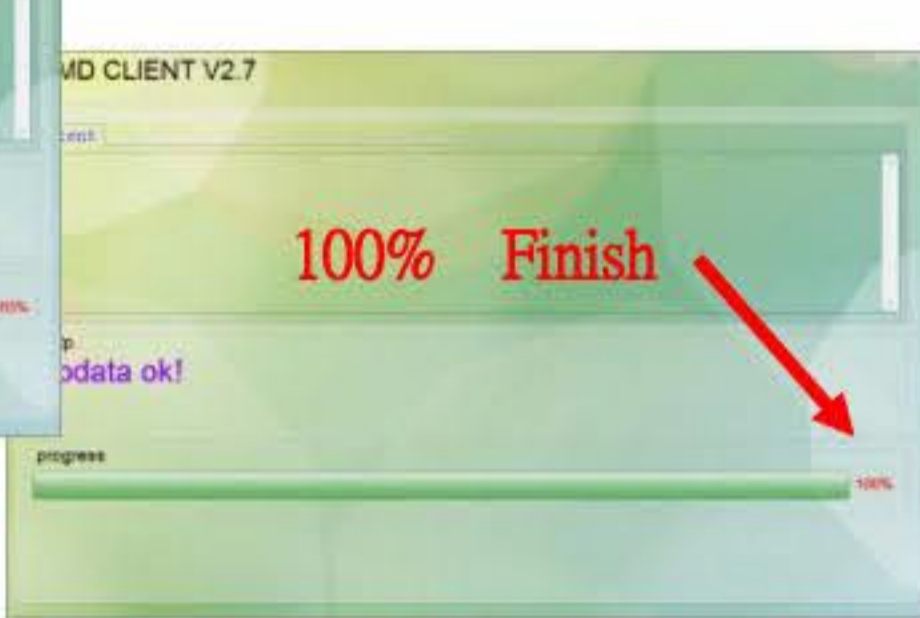
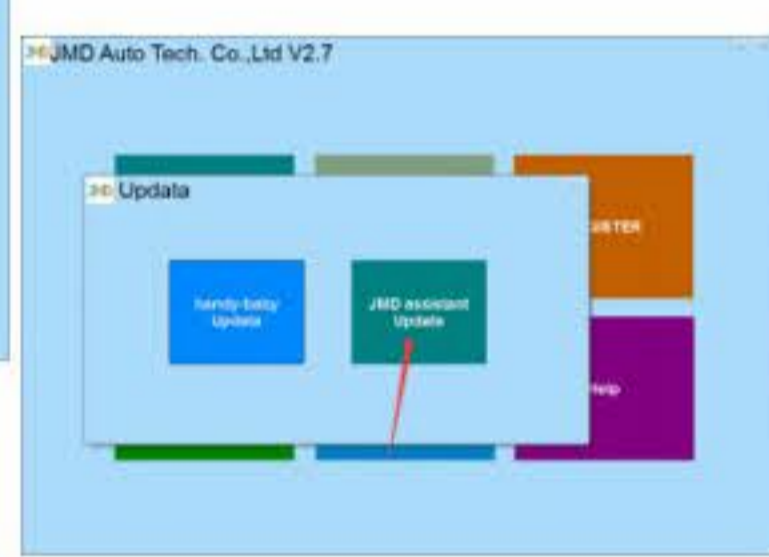


Attation:

If fail in reading, make sure you have follow the steps above and check the car is supported(see the list), or contact us

How could update new version

JMD Assistant connect to computer with USB cable, and open JMD Client software, click "UPDATES" -"JMD Assistant update", then wait it until finish update.



Note: Make sure your computer have install Cp2102 driver and link to internet, and you should turn off Anti-virus and defender during update.

Information about JMD Assitant

JMD Assistant HandyBaby's coil , and get into" basic-info" menu, wait several seconds and press OK to read, it will show information of JMD Assistant.



Charge

Please charge with 5V/1A · you can charge with computer or with power supply unit of smart phone. During charge , LED shows read, and shows blue in full charging.

Support list (Clone only)

More cars will be add in the future version. please put eyes on the latest news.

Brand	Car	System	Year	Note
Skoda	Octavia	CDC32+24C32	2007-2009	1.6T and 2.0T are not support
	Scout	CDC32+24C32	2007-2009	
	Octavia	NEC+24C32/64	2009-2015	1.6T and 2.0T are not support
	Scout	NEC+24C32/64	2009-2015	
	Superb	NEC+24C32/64	2009-2015	
Volkswagen	Rapid	NEC35XX	2014-?	haven't confirm the latest year
	Bora	NEC+24C32/64	2009-2015	
	Bora	NEC+95320	2013	
	Caddy	NEC35XX	2014	
	Caddy	NEC+24C32/64	2009-2015	
	BOS	NEC+24C32/64	2009-?	haven't confirm the latest year
	Golf6	MC9S12-1M80F	2009-2014	
	Golf6	NEC+24C32/64	2011-2014	
	Golf6	NEC+95320	2009-?	haven't confirm the latest year
	Jetta	NEC+24C32	2010-2015	
	Jetta	NEC+95320	2013	
	Jetta	NEC35XX	2014-2015	
	Lavida 1.6T	NEC+24C32/64	2011-2015	1.6T and 2.0T are not support
	Lavida	NEC35XX	2014-2015	
	POLO	NEC+24C32	2009-2015	
	POLO	NEC+95320	2013-2015	
	POLO	NEC35XX	2014-2015	
	Passat	NEC+24C32/64	2011-2015	
	RS6	NEC+24C32/64	2010-?	haven't confirm the latest year
	Sagitar	CDC+24C32	2007-2010	
Sagitar	NEC+24C32/64	2010-2014		
Scirocco	CDC+24C32	2009-2014		
Scirocco	NEC+24C32/64	2009-2014		
Seat	NEC+24C32/64	2009-?	haven't confirm the latest year	
Tiguan	MC9S12-1M80F			
Tiguan	NEC+24C32/64	?-2012	haven't confirm the first year	
Tiguan	NEC+95320	2009-2014		
Touran	CDC+24C32	2006-2010		
Touran	NEC+24C32/64	2011-2015		
Santana	NEC35XX	2013-2015		
Gran Lavida	NEC35XX	2014-2015		



Blade shape remote key

Support list (all key lost)

More cars will be add in the future version, please put eyes on the latest news.

Brand	Car	System	Year	Note
Volkswagen	Bora	NEC+95320	2013	NEC(JCI with NEC+95320)
	Golf6	MC9S12-1M80F	2009-2014	Magneti dash UDS-9512
	Golf6	NEC+95320	2009-?	
	Jetta	NEC+95320	2013	NEC(JCI with NEC+95320)
	POLO	NEC+24C32/64	2013-2015	NEC(JCI with NEC+95320)
Tiguan	MC9S12-1M80F	2009-2014	Magneti dash UDS-9512	
Tiguan	NEC+95320	2009-2014		