

11:06



Mini ACDP

Searching device...



IC Programmer



BMW



Benz



VW



Jaguar/LandRover



Porsche



Volvo



GM



Mini ACDP



Technicians



Learning



Me

11:07 ↗



< Mini ACDP

VOLKSWAGEN

MQB PLATFORM

Audi 5th BCM2 IMMO

Passat MMC meter(2015-)

Gearbox Clone

Gearbox mileage correction

11:07 ↗



< 返回

Audi 5th BCM2 IMMO

Step 1: OBD identify



Step 2: Get BCM2 IMMO data



Step 3: Make dealer key



Step 4: OBD learn key



Special function

11:07 ↗



< 返回

Step 2: Get BCM2 IMMO data

OBD read IMMO data

ICP read IMMO data - BCM2 not encrypted

ICP read IMMO data - BCM2 encrypted

11:08 ↗



Main menu



Main menu

A4L/A5/Q5 add key or lost all key | Help
- Don't need working key>>

A6L/A7/A8/Touareg add key - | Help
Must have a working key>>

A6L/A7/A8/Touareg lost all key - | Help
Should have the sync data>>



Help


[Click to enlarge picture](#)

Notes:


1. Prepare the BCM2 IMMO data obtained in the step 2, and then put the blank key into the BAV-KEY adapter.
2. When the A6L/A7/A8/Touareg lost all key, make the dealer key need to get sync data from a third party.



Click to enlarge picture



Confirm BCM2 chip model, this feature is suitable for unencrypted BCM2 module read IMMO data, DFLASH and PFLASH.

[Click to enlarge picture](#)

拆BCM2插头时，先拆1，再拆2，然后再拆其他插头。
装BCM2插头时，先装2，再装1，然后装其他插头。

When removing the BCM2 plug, remove 1, then 2, and then the other plugs.
When installing the BCM2 plug, install 2, then 1, and then the other plugs.

Disassemble/install the BCM2 module connector according to the illustration, don't close the trunk!


Main menu

BCM2(D70F3381)>> | Help

BCM2(D70F3382)>> | Help

BCM2(D70F3634)>> | Help

BCM2(D70F3635)>> | Help



Main menu

A4L/A5/Q5 2014- add key or lost
all key (All version)>> | Help

A6L/A7/A8 2015- Lost all key
(0824/0825/0827)>> | Help

A6L/A7/A8 2015- Lost all key
(0510/0521/0551/0560/0572/0582)>>
| Help

