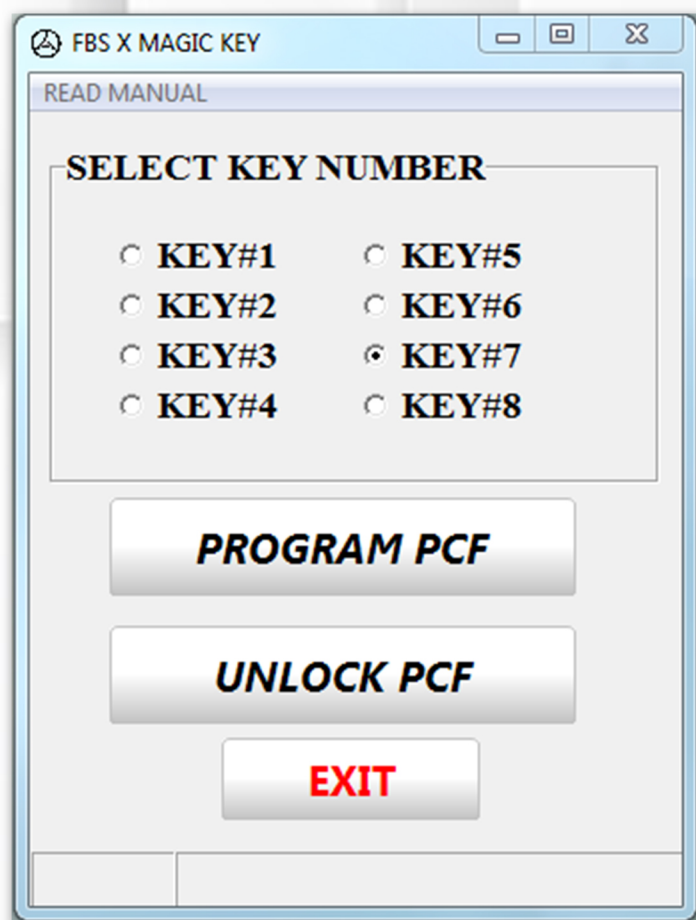


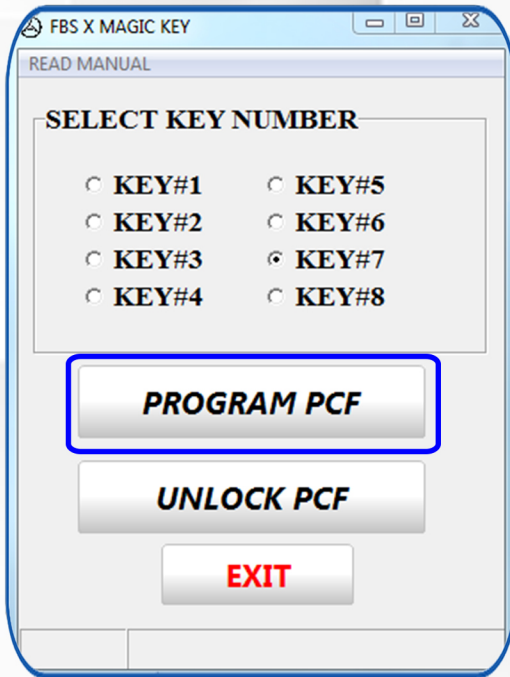
FBS X MAGIC KEY



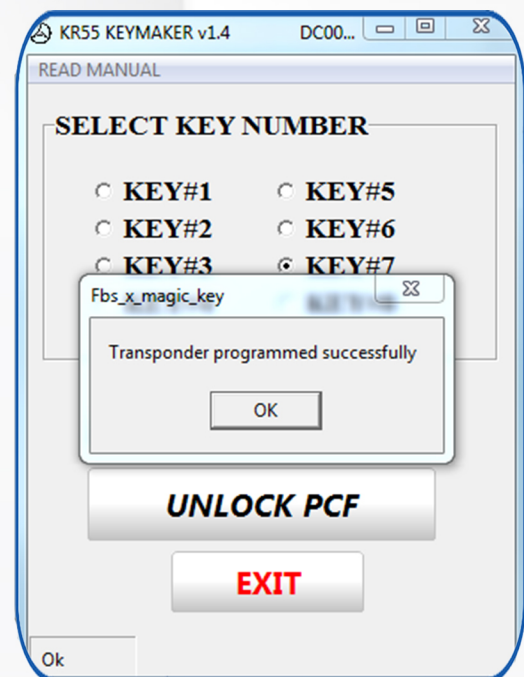
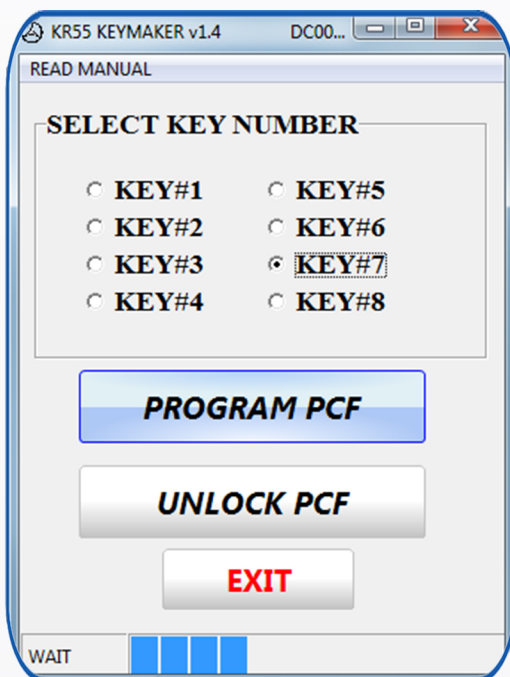
FBS X Magic Key

"FBS X Magic Key" allows you to program the PCF 7935 transponder without removing the Skreem module from the car. All you need is new PCF 9735 transponder and the FBS X Magic Key software.

- 1 - Put new PCF 7935 transponder into device coil. Run the software, select key number (you have to choose a key number that has not been used in this car before). Next press "PROGRAM PCF"



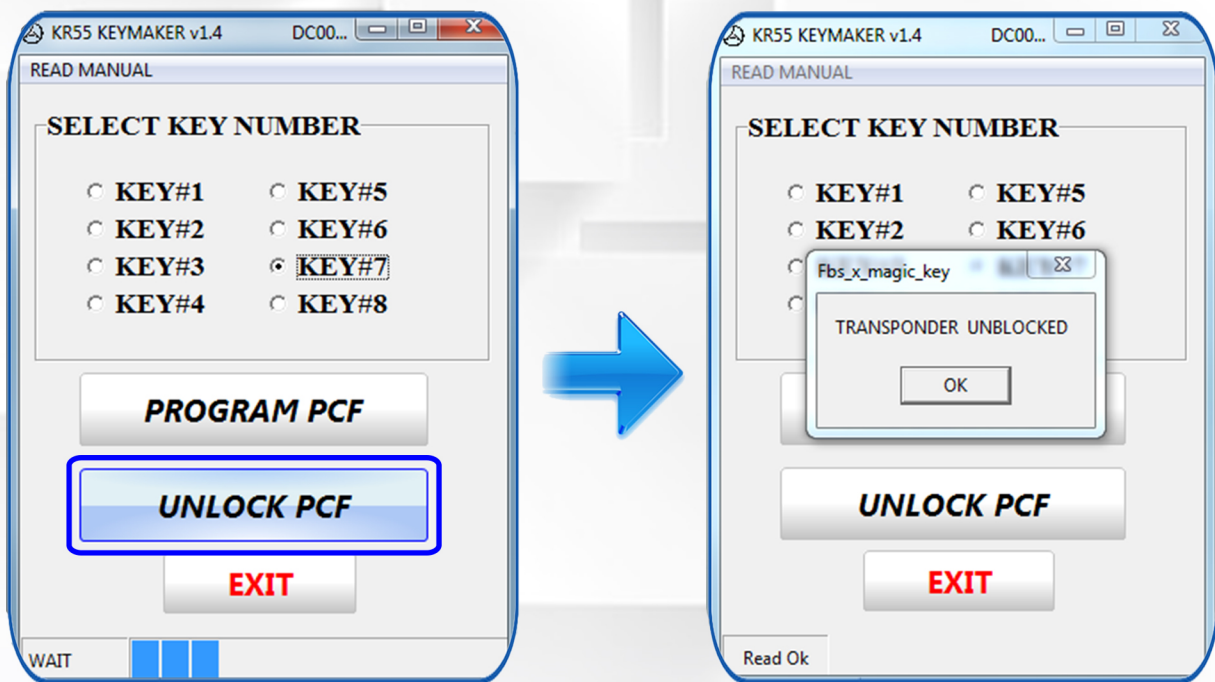
- 2 - The process of programming the transponder takes about 10 seconds. When it ends, a message will inform us about it.



What if I choose a key number that has already been used in this car?

In this case you have to put the transponder back into the device coil, then press "**Unlock PCF**".

Wait for the transponder unlocking process to finish. When the process is over, a message will inform us about it.



Now select a different key number and re-program the transponder.

I have programmed the transponder, what next?

1. Cut the blade.
2. Insert the transponder into shell.
3. Insert the new key with programmed transponder into the ignition and turn on the ignition.
4. Wait 10 seconds.
5. Take the new key out of the ignition and wait 5 seconds.
6. Start the car.
7. If the car does not start, unlock PCF7935 and re-program using the next position.