EEZ READER®

GM10

Fits GM J & N Body Cars

Chevrolet - Cavalier (1995+), GrandAM (1995+), Achieva (1995+), Sunfire (1995+), Skylark (1995+), Aurora (1995+), Riviera (1995+)
Fits GM Suburban and Pickups (1995+)

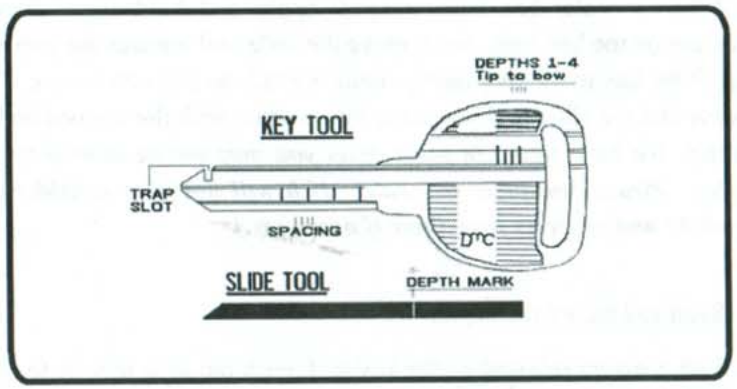

1. Prepare the lock by flushing the lock with a degreaser. Exercise the wafers by inserting blank in and out of lock several times.

2. Put EEZ READER® together, the slide and the key tool.

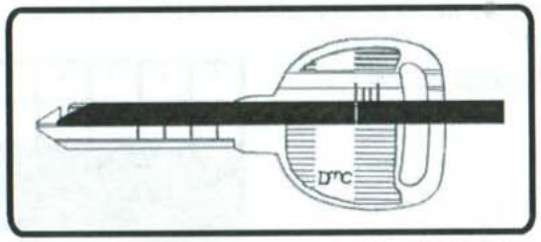

3. Remember that these door and deck locks are double-sided. You will trap and read one side and then turn the tool over and read the other side.

4. Capture a wafer in the trap slot by rocking the key tool back and forth to unlock the wafers.

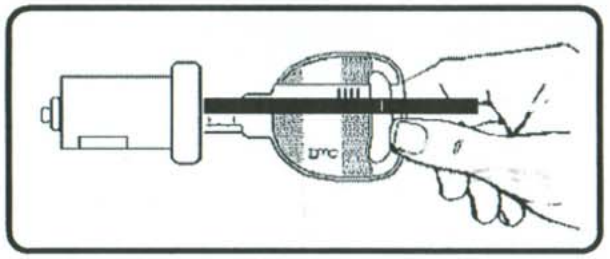

5. When a wafer has been trapped, apply and hold slight inward pressure on the key tool. Next, move the slide tool towards the trap slot (tip of the key tool), very lightly, until it gently touches and stops. This means that the slide tool has come into contact with the trapped wafer. ***(Note: We have found in some cases you may not be able to trap a wafer. Please remember this rule: If it will not trap, consider the depth #1 and progress from there if necessary.)***

6. Read and record the depth.

7. With pressure released on the key tool, push the slide tool in, to raise and release the trapped wafer.

8. Pull the key tool out and position it to catch the next wafer. Pull the slide tool out so the trap slot is no longer blocked.

9. Repeat the procedures 4 through 8 until you have read all the wafers.

Please refer to the diagrams below on wafer positions.

GM 10 WAFER 1995/96