

MS1861 Series

MS® Bottom Rail Deadbolt

MS1861 Bottom Rail Deadbolt provides maximum security with MS deadbolt locking mechanism. It utilizes hardened steel bolts for the limited space of ultra-narrow stile doors.



Function

The MS1861 lies horizontally in the bottom rail of ultra-narrow stile doors which have insufficient vertical space for a lock, or tempered glass doors which have no stile at all. The hardened steel cylindrical bolts allow simple drilled strike holes of a relatively small size to minimize the nuisance and danger presented by some threshold strikes in collecting debris or snagging on high-heeled shoes. MS1861-02 locks either single-leaf or pairs of doors. Not recommended for wood doors.

Operation

360° turn of key or thumbturn projects or retracts bolt(s). Key can be removed only when bolts are in a positively locked or unlocked position. Lock accepts any standard 1" [25.4 mm] length, 1-5/32" [29.4 mm] diameter mortise cylinder with MS® cam such as the 4036 Mortise Cylinder or thumbturn such as the 4066 Thumbturn, available separately. Lock accepts cylinder from either or both sides.

Features

Cylinder Backset

Minimum backset is approximately 2-1/4" [57.2 mm] for the MS1861-01 configuration with vertical bolt only. The MS1861-02 configuration with both vertical and horizontal bolts requires placement of cylinder center line 5-3/4" [146.1 mm] from nose of door. Both have cylinder center 1-7/8" [47.6 mm] above bottom edge of door.

Case

Measures 1" x 6" x 1-13/16" [25.4 mm x 152.4 mm x 46.0 mm]. Steel with corrosion-resistant plating.

Bolt

3/8" [9.5 mm] diameter. Stainless steel vertical threshold bolt has 13/16" [20.6 mm] throw. Hardened steel horizontal bolt has 1-1/8" [28.6 mm] throw.

Strike

In metal installation, 7/16" [11.1 mm] drilled holes in threshold are required. For MS1861-02 configuration with both vertical and horizontal bolts, drilled holes are also required in jamb or opposite door.

Standard Package

Individually boxed with mounting screws. Cylinder and/or thumbturn available separately. If required, tube spacers are available separately.

Shipping weight

MS1861-01: 1-3/4 lbs [0.79 kg],
MS1861-02: 2 lbs [0.91 kg]

Options

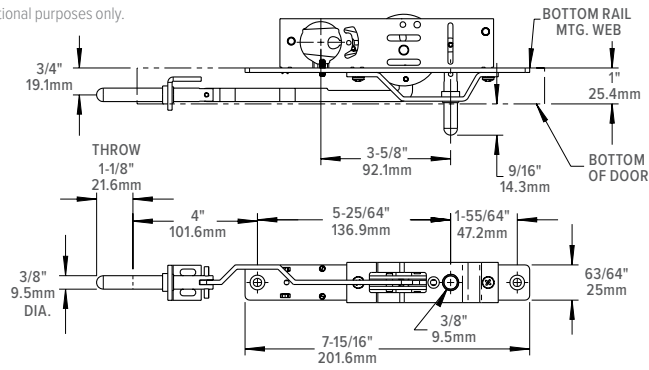
- Vertical bolt only (-01)
- Vertical and horizontal bolts (-02)

All measurements are approximate and are provided for informational purposes only. Refer to the product Installation Instructions.

Dimensions

Unit illustrated is MS1861-02. (Both horizontal & vertical bolts included.)
Part number for vertical bolt operation only is MS1861-01. Conversion Kit no.

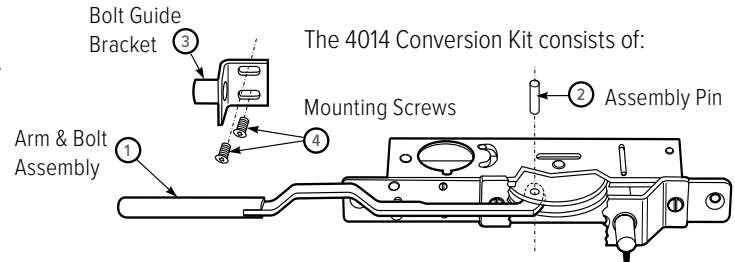
4014 available to convert MS1861-01 to MS1861-02.



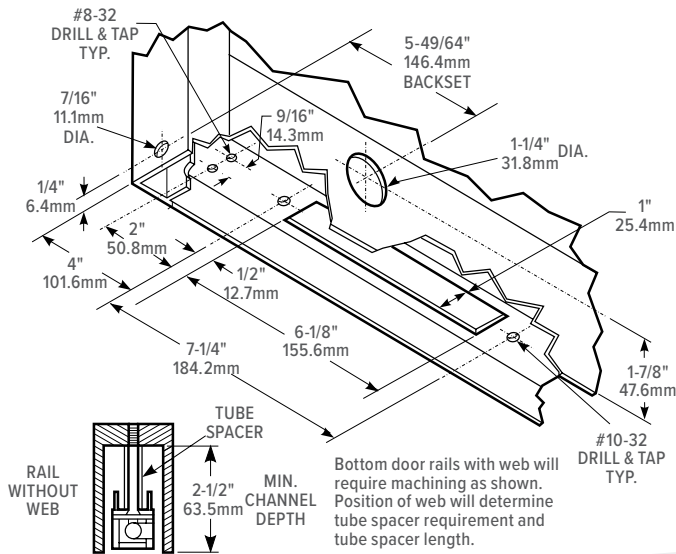
4014 Conversion Kit

To convert MS1861-01 to MS1861-02, 4014 Conversion Kit provides horizontal bolt assembly with guide and attachment fittings.

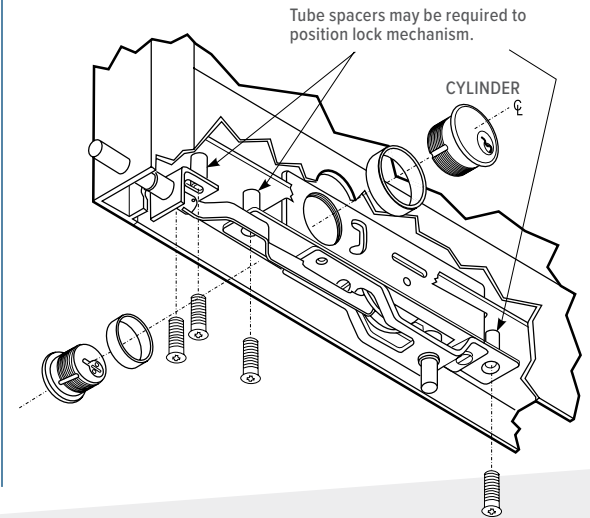
To assemble, press pin through disc and arm.



Rail Preparation



Lock & Cylinder Installation



How to Order & Related Products

MS1861 Series MS® Bottom Rail Deadlock: Specify quantity and the following information. Order related products separately.

MODEL	BOLT OPERATION	FINISH	PACKAGING
MS1861	-01	-603	-IB
	01 Vertical Bolt Only	603 Zinc plated steel	IB Individually Boxed
	02 Vertical and Horizontal Bolts		

If tube spacers are required, specify QUANTITY and LENGTH..

RELATED

When purchasing this product, please consider the following related products, available separately:

CYLINDERS	ACCESSORIES
Standard 1" length, 1-5/32" diameter mortise cylinder with MS® cam such as 4036 Mortise Cylinder, 4066 Thumbturn MS4043 Cylinder guard	4014 Conversion Kit for multi-point locking. MS1861 may be ordered with vertical and horizontal bolts (Bolt Operation option 2). Tube spacers (26-00090XX)"

Experience a safer
and more open world

