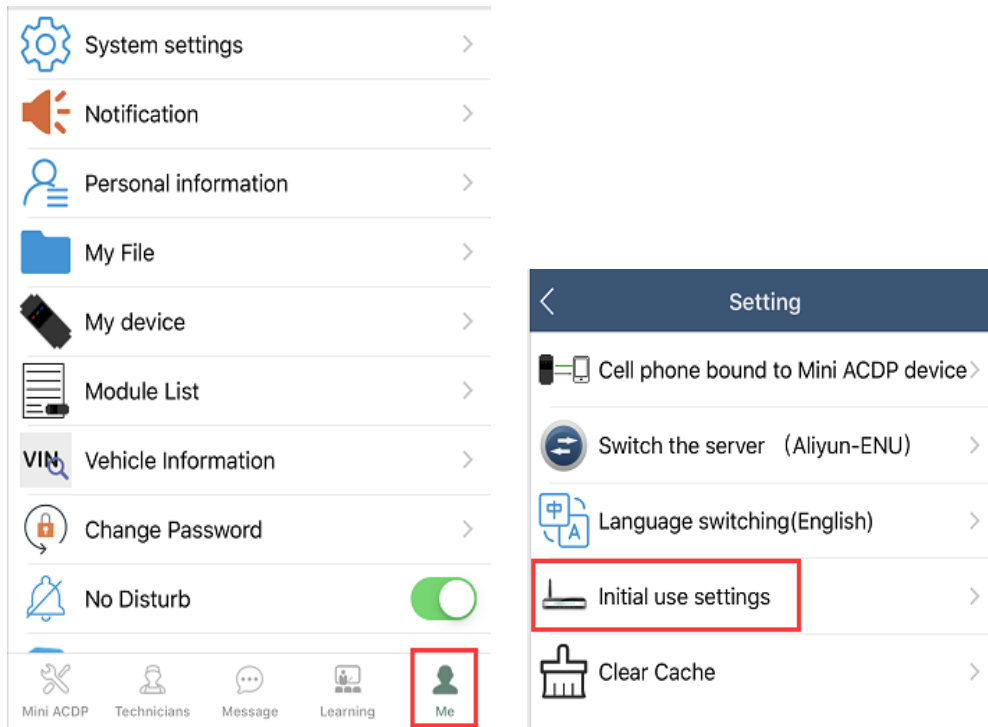
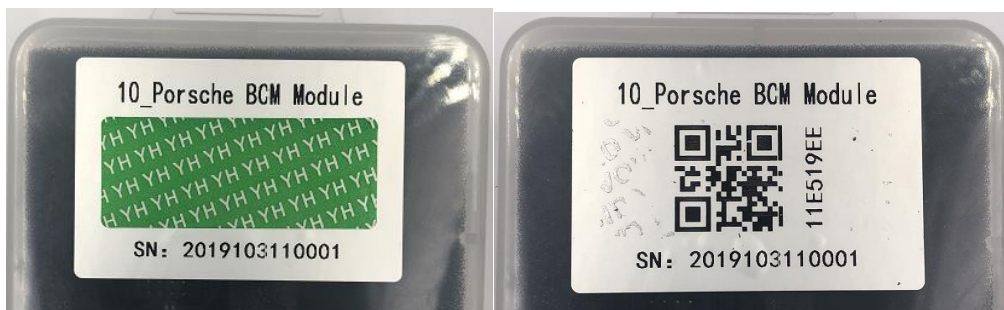


Instruction of Yanhua ACDP Automatic Authorization


1. Install or update your ACDP APP version.
Please make sure the IOS APP version is 1.8.4 or above,
and Android APP version is 3.0.92 .
2. Turn on the WIFI and Bluetooth on your cell-phone. Go to
Me – System settings – Initial use settings to bound the
ACDP with cell-phone.



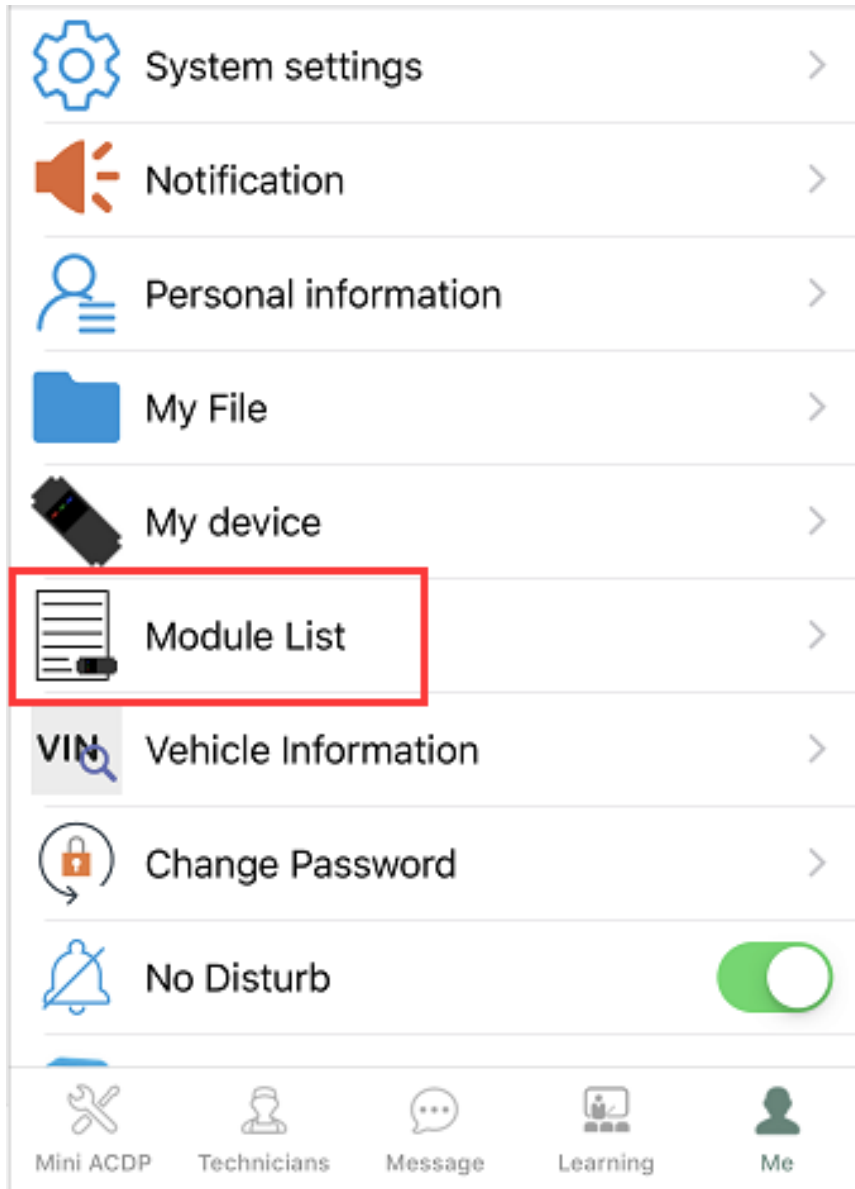
3. Bound the ACDP to the cell-phone successfully. Find the paster with authorization code on the module box, Peel off the green protective film. Use an eraser (avoid hard object) to clean the residuals to reveal a clear QR code.



4. Make sure the ACDP was bounded successfully, and click "Me":



5. Click "module list":



6. Click "ADD"

< Module List

Current device:ACDP-E7F73
Device ID:A10EB14B2B2979733D19CB9216DF5F43

The following Modules have been authorized

Module name:AntiTheft-BMW CAS3 non OBD key match
Authorization time:2019/10/31
Local Licence:Exist

Module ID:A515
Module name:ODOAdjust-BMW CAS3 OBD odometer
Authorization time:2019/10/31
Local Licence:Exist

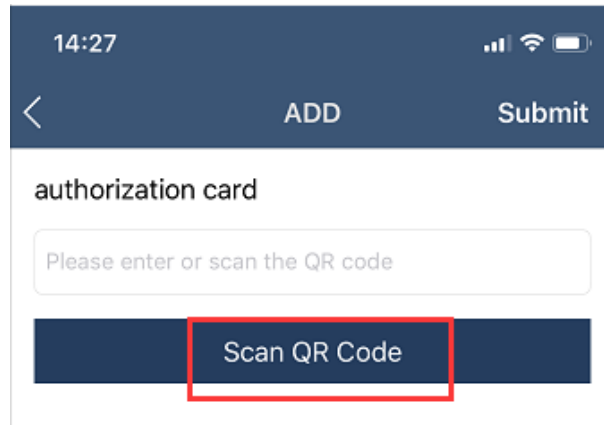
Module ID:A516
Module name:AntiTheft-BMW CAS3 OBD key match
Authorization time:2019/10/31
Local Licence:Exist

Module ID:A700
Module name:LandRover module
Authorization time:2019/10/31
Local Licence:Exist

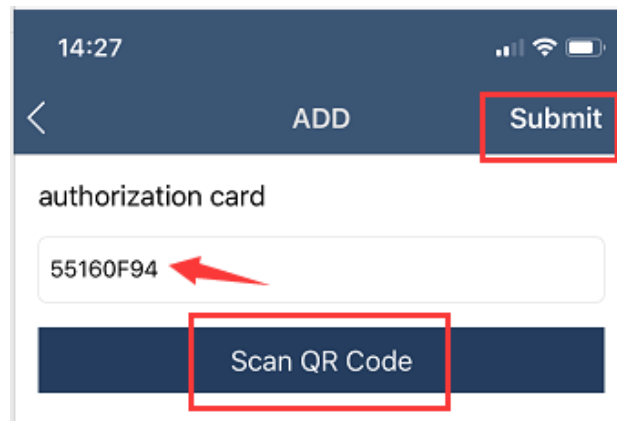
ADD Refresh >>

7. Click "Scan QR Code" to scan the QR code on the paster or type

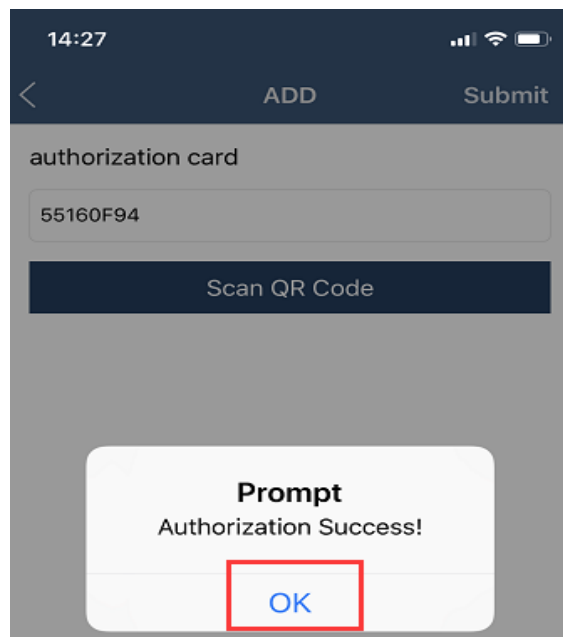
the authorization cardID (Capital letters only)



8. Check the authorization card number and click "Submit" after confirmed.

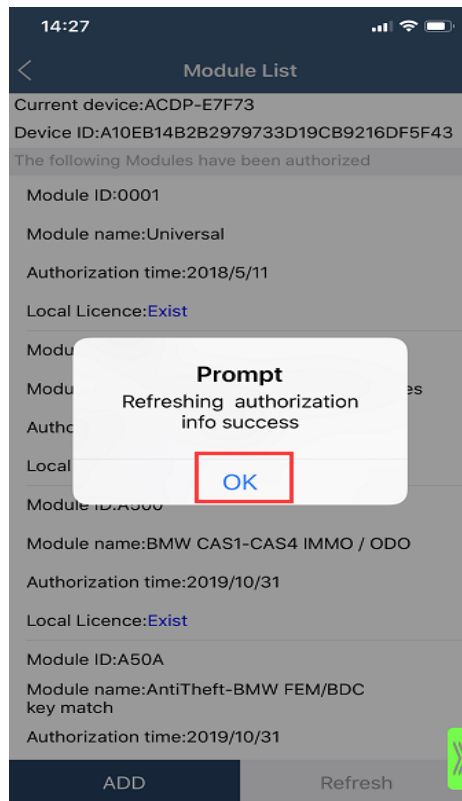


9. When the prompt comes with Authorization Success, click "OK"

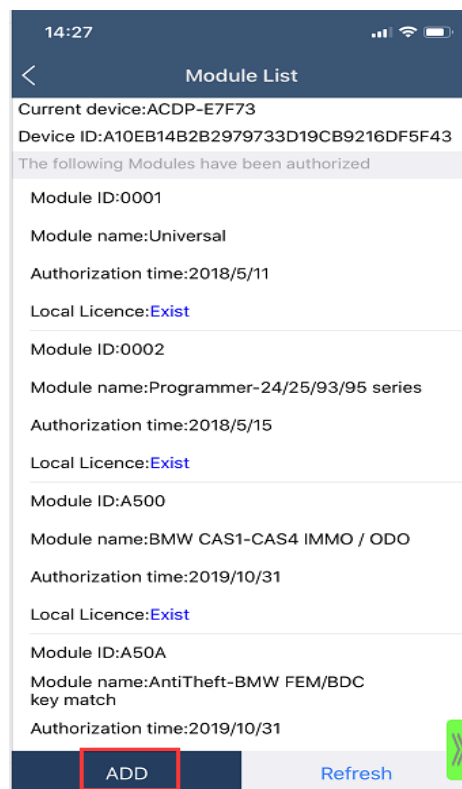


10. When the prompt comes with Refreshing authorization info success, click "OK".

Nanning Yanhua Electronics Co.,Ltd

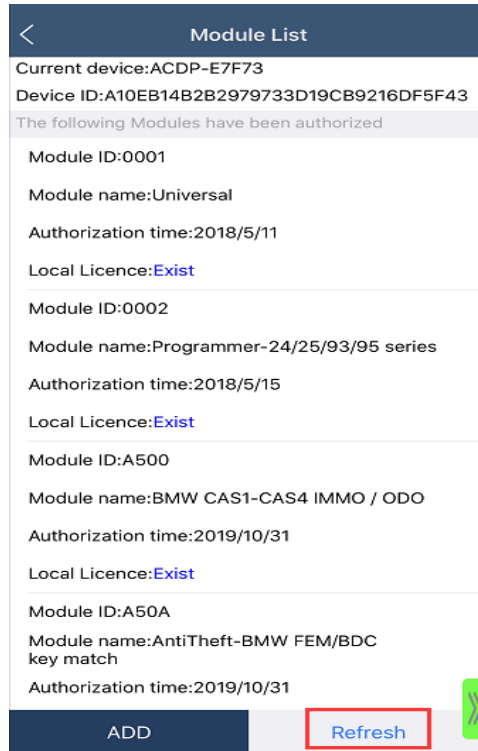


11. If you want to add more module authorization info, please click "ADD" to start adding another module authorization.

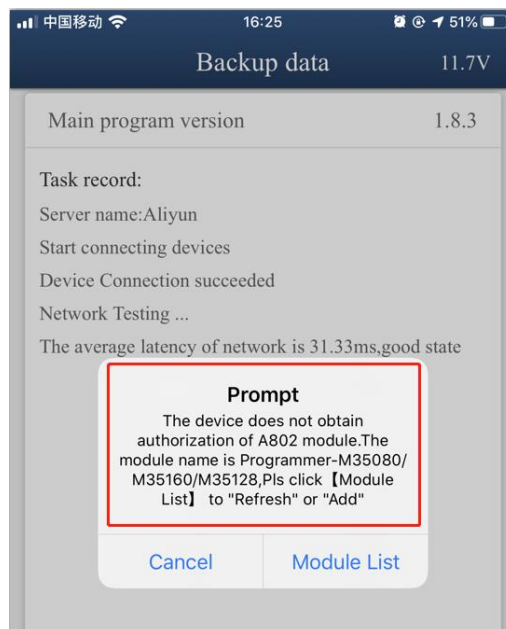


12. If you change another phone or PC to run this ACDP, after bounded this ACDP to another phone , please click "Refresh" to

download your authorization info.



NOTE: When you run the ACDP and try to run a module function, If it shows the device does not obtain the authorization of this function, as shown:



Please make sure you bought this module authorization and add it to your ACDP according to the above step.