

# 5000 Electric Strike

Works with cylindrical locksets  
up to a 5/8" throw latchbolt



Also available in  
a Complete One  
Box Solution

## The Grade 1, low-profile solution for cylindrical locksets.

The 5000 Series Electric Strike is a compact, high performance electric strike designed for low profile openings where there is limited space behind the jamb. Its strength is derived from a unique keeper pin locking design, enabling the 5000 to exceed the ratings of the frame, door and locking hardware. This field selectable fail safe/fail secure unit is easy to install and accommodates latchbolts up to 5/8" throw.

## Features

### Standard Features

- Tamper resistant
- Static strength 1,500 lbs
- Dynamic strength 70 ft-lbs
- Endurance 1 million cycles
- Field selectable fail safe/fail secure
- Non-handed
- Internally mounted solenoid
- Accommodates 1/2" – 5/8" [12.7mm – 15.9mm] latchbolt (5/8" [15.9mm] with 1/8" [3.2mm] door gap)
- Strike body depth 1-1/16" [27.3mm]
- Plug-in connector
- Trim enhancer included
- SecuriCare five-year, no-fault, no questions asked warranty (*Addition of SMART Pac® III extends the warranty to 10 years*)

### Optional Features

- **LBM** Latchbolt monitor

### Accessories

- **150** Strike latch guard
- **HES CUT-MTK** Metal template kit
- **2001M** Plug-in bridge rectifier
- **2004M** ElectroLynx® adapter
- **2005M3** SMART Pac® III
- **2006M** Plug-in buzzer
- **5104-1/2** 1/2" [12.7mm] stackable lip extension
- **5104-1** 1" [25.4mm] stackable lip extension
- **5104-1-1/4** 1-1/4" [32mm] stackable lip extension



Grade 1



SecuriCare  
Warranty



Cylindrical  
Locksets



Field Selectable  
(Fail secure  
/Fail safe)



Dual Voltage  
12/24



PoE  
Friendly



Outdoor  
Rated



Burglary  
Rated

hes

ASSA ABLOY

## Specifications

### Certifications

- ANSI/BHMA A156.31, Grade 1
- UL 1034 burglary-resistant listed and suitable for outdoor use
- UL 294 listed
- RoHS compliant

### Frame Application

- Metal
- Wood

### Electrical (DC Continuous Duty)

- Dual voltage 12/24 VDC/VAC
- 240 mA at 12 VDC/120 mA at 24 VDC
- PoE friendly

## Dimensions

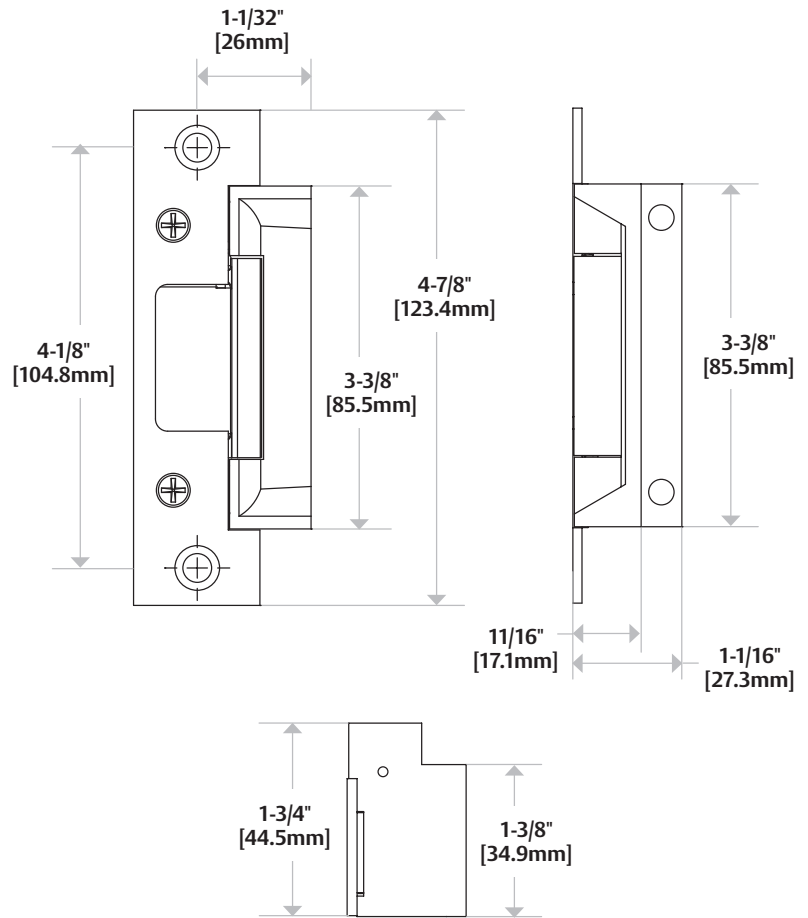


Diagram shown with 501 Option






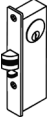


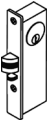


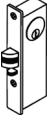


## How to Order

SERIES	MODEL	FINISH	OPTION (S)
<b>5000</b>	—	<b>— 630</b>	<b>— LBM</b>
5000 Universal Electric Strike; faceplates ordered separately	C* Complete Electric Strike; includes the 501 and 501A faceplates	605 Bright Brass 606 Satin Brass 612 Satin Bronze 613 Bronze Toned 629 Bright Stainless Steel 630 Satin Stainless Steel BLK Black	(blank) No Monitor LBM Latchbolt Monitor

\*Complete Pacs are only available in the 630 finish

NOTE: Electric strike compatibility is determined at time of electric strike product release. ASSA ABLOY is not responsible for incompatibility of products that have changed in design or craftsmanship by their respective manufacturers. When compatibility is a concern, contact Customer Support for application assistance.

# 5000/5200 Series Faceplate Options

<p><b>OPERATION</b></p>		<p>After releasing the latchbolt, the keeper returns to the locked position.</p>
 <p><b>4-7/8" × 1-1/4"</b> [123.8mm × 31.75mm] <i>Square corners and flat faceplate</i></p>	<p><b>501 Option</b> <b>For use with:</b> Cylindrical locksets in ANSI metal jambs ANSI/BHMA Numbers: E09321, E09322, E09323</p>	
 <p><b>4-7/8" × 1-1/4"</b> [123.8mm × 31.75mm] <i>Radius corners and flat faceplate</i></p>	<p><b>501A Option</b> <b>For use with:</b> Cylindrical locksets or spring latch in aluminum frames. Includes universal mounting tabs. ANSI/BHMA Numbers: E09321, E09322, E09323</p>	 
 <p><b>7-15/16" × 1-7/16"</b> [201.6mm × 36.5mm] <i>Radius corners and flat faceplate</i></p>	<p><b>502 Option</b> <b>For use with:</b> Cylindrical locksets or spring latch in aluminum frames. Includes universal mounting tabs. ANSI/BHMA Numbers: E09321, E09322, E09323</p>	 
 <p><b>6-7/8" × 1-1/4"</b> [174.6mm × 31.75mm] <i>Radius corners and flat faceplate</i></p>	<p><b>503</b> <b>For use with:</b> Cylindrical locksets or spring latch in aluminum frames. Includes universal mounting tabs. ANSI/BHMA Numbers: E09321, E09322, E09323</p>	 
 <p><b>10" × 1-3/8"</b> [254mm × 34.9mm] <i>Radius corners and flat faceplate</i></p>	<p><b>504</b> <b>For use with:</b> Cylindrical locksets. Four-point mounting for wood installations ANSI/BHMA Numbers: E09321, E09322, E09323</p>	

"For use with" information is offered as a recommendation only. Reference should be made to the lockset manufacturer for proper installation instructions necessary to meet compatibility requirements.

