

A7700 & A7760V ADA Series (Non-Fire Rated) AF7700 & AF7760V ADA Series (Fire Rated)

Push Bar Exit Device / ANSI A156.3 Grade 1, ADA, 3-Hour Rated, UL-Listed

Fits the same hole pattern as Von Duprin 99 & 98 Series using 7700 Series Escutcheon Trims

Options: Alarm, Electrified, Delayed Egress



ILLUSTRATION	ITEM #	DESCRIPTION	FINISH	
<p>LIFETIME WARRANTY</p> <p>BHMA CERTIFIED Be Safe. Be Secure. Look for the Mark.</p> <p>MEETS <i>The Buy American Act</i></p> <p>HURRICANE APPROVED HARDWARE FLORIDA BUILDING CODE FL13922-R7 ASTM E1886/E1996 ASTM E230 TAS 201, 202, 203 UL10B & UL10C</p> <p>HURRICANE APPROVED HARDWARE TEXAS EVALUATION ID DR-472 ASTM E1886/E1996 ASTM E230 TAS 201, 202, 203</p> <p>(FOR FIRE RATED RIM & VERTICAL ROD EXIT DEVICES ONLY)</p> <p>ELR, RX, LX, RXLX and POWER SUPPLIES AVAILABLE See PAGES E44-E46</p>	NON-FIRE EXIT HARDWARE			
	A7700EO36	Rim exit, 36"	US32D, US3,10B	L1 (BLACK)
	A7720EO48	Rim exit, 48"		
	NALRMA770036	Alarm Panic Rim Device 36"		---
	NALRMA772048	Alarm Panic Rim Device 48"		
	A7760V3684	Surface vertical rod 36" X 84" *SH		L1 (BLACK)
	A7790V3696	Surface vertical rod 36" X 96" *SH		
	A7750V36120	Surface vertical rod 36" X 120" *SH		
	A7780V4896	Surface vertical rod 48" X 96" *SH		
	A7740V48120	Surface vertical rod 48" X 120" *SH		
	FIRE EXIT HARDWARE RATED 3 HOURS (Includes thru-bolts)			
	AF7700EO36	Rim exit, 36"	US32D, US3,10B	L1 (BLACK)
	AF7720EO48	Rim exit, 48"		
	FNALRMA770036	Alarm Panic Rim Device 36"		---
	FNALRMA772048	Alarm Panic Rim Device 48"		
	AF7760V3684	Surface vertical rod 36" X 84" *SH		L1 (BLACK)
	AF7790V3696	Surface vertical rod 36" X 96" *SH		
	AF7780V4896	Surface vertical rod 48" X 96" *SH		
	AF7750V36120	Surface vertical rod 36" X 120" *SH		
	AF7740V48120	Surface vertical rod 48" X 120" *SH		
NOTE : US32D is US26D with US32D (Stainless Steel) Push Pad.				

*SH Specify Left Hand Reverse (LHR) or Right Hand Reverse (RHR) for convenience on VERTICAL ROD ONLY
RIM DEVICES are non-handed and are Easily field reversible.

❖ ❖ ❖ MUST ORDER TRIM SEPARATELY ❖ ❖ ❖

PACKAGING INCLUDES

- Thru-Bolts for Fire-Rated Devices only. (6pcs for Rim, 10pcs for Surface Vertical Rod)
- Strike Filler, Lock Front Filler packed with Rim Devices at no extra charge
- 4 pcs per master carton

NON-STOCK FINISHES

- Availability subject to minimum quantity and lead-time. Consult factory.

ALARM AVAILABLE

- Alarm available on vertical rod exit devices. Prefix **NALRM** before PART#.

ANTI-MICROBIAL

- Available on US32D finish Only.
- Use part # **ANTB-EXIT**.

DELAYED EGRESS OPTION AVAILABLE See PAGE E43

► **TRIMS & ACCESSORIES**

All trims include 6-pin "C" keyway cylinder. Other major manufacturers' keyways available. (See page E7)

ILLUSTRATION	ITEM #	DESCRIPTION	FINISH		
ROSE TRIMS (Non-Handed)					
	ENT00L	Clutch Entrance, key-locks / unlocks lever trim - operates as classroom function ANSI FUNCTION (08) ENT00L US32D in stock ICENT00L US32D in stock	US1, 3, 4, 10, 10B, 10BE, 26D	US26	
	ICENT00L (Best, Falcon SFIC) ICSCENT00L4 (Schlage LFIC)			---	
	SARICENT00L (Sargent) RUSICENT00L (Corbin/Ruswin) YALICENT00L (Yale)		---		
	STR05L		Clutch Storeroom, key operates lever ANSI FUNCTION (09) STR05L US32D in stock ICSTR05L US32D in stock	US26	
	ICSTR05L (Best, Falcon SFIC) ICSCSTR05L4 (Schlage LFIC)			---	
	SARICSTR05L (Sargent) RUSICSTR05L (Corbin/Ruswin) YALICSTR05L (Yale)	---			
	PAS30L	US1, 3, 4, 10, 10B, 10BE, 26D		US26	
	DUM40L		Dummy, lever trim. ANSI FUNCTION (02) DUM40L US32D in stock		
		TUBENT00L	Clutch Entrance, key operates lever ANSI FUNCTION (09) Clutch Storeroom, key operates lever ANSI FUNCTION (09) Passage, lever always operable ANSI FUNCTION (14) Dummy, lever trim. ANSI FUNCTION (02)	US26D	
		ICTUBENT00L (Best, Falcon SFIC)			
TUBSTR05L					
TUBPAS30L					
TUBDUM40L					
 	ATENT00L	Clutch Entrance, key-locks / unlocks lever trim - operates as classroom function ANSI FUNCTION (08)	US26D		
	ICATENT00L (Best, Falcon SFIC) ICSCATENT00L4 (Schlage LFIC) SARICATENT00L (Sargent) RUSICATENT00L (Corbin/Ruswin) YALICATENT00L (Yale)				
	ATSTR05L			Clutch Storeroom, key operates lever ANSI FUNCTION (09)	
	ICATSTR05L (Best, Falcon SFIC) ICSCATSTR05L4 (Schlage LFIC) SARICATSTR05L (Sargent) RUSICATSTR05L (Corbin/Ruswin) YALICATSTR05L (Yale)				
	ATPAS30L	Passage, lever always operable ANSI FUNCTION (14)			
	ATDUM40L	Dummy, lever trim. ANSI FUNCTION (02)			
<p>AUGENT00L DANENT00L LONENT00L TACENT00L</p>					
<p>For Other Designs: Replace "AT" with design name: "SPA", "AUG", "DAN", "LON" or "TAC" when ordering. For Example: ATENT00L with "TAC" design, will be "TACENT00L" <i>*Note: Yale LFIC (YALIC) is only for "AT" and "SPA" lever designs.</i></p>					
	8000K	Ball knob key-lock, "C" keyway	US10B, US32D, US3		

For 2 1/4" thick door order part # TAIL1

► TRIMS & ACCESSORIES

All trims include 6-pin "C" keyway cylinder. Other major manufacturers' keyways available. (See page E7)

ILLUSTRATION	ITEM #	DESCRIPTION	FINISH
ESCUTCHEON TRIMS (Non-Handed)			
	ESC7700 ICESC7700 ICSCESC7700	Rigid Entrance, key-locks or unlocks escutcheon trim - operates as classroom function ANSI FUNCTION (08)	US26D, 10B, 3, 1
	ESC7705 ICESC7705 ICSCESC7705	Clutch storeroom, key operates lever ANSI FUNCTION (09)	
	ESC7730	Passage, always operable and free ANSI FUNCTION (14)	
	ESC7740	Dummy Escutcheon trim ANSI FUNCTION (02)	

	ATESC7700 ICATEESC7700 ICSCATEESC7700	Rigid Entrance, key-locks or unlocks escutcheon trim - operates as classroom function ANSI FUNCTION (08)	US26D, 10B, 3, 1
	ATESC7705 ICATEESC7705 ICSCATEESC7705	Clutch storeroom, key operates lever ANSI FUNCTION (09)	
	ATESC7730	Passage, always operable and free ANSI FUNCTION (14)	
	ATESC7740	Dummy Escutcheon trim ANSI FUNCTION (02)	

				<p>For Other Designs: Replace "AT" with design name: "RL", "TUB", "LON" or "TAC" when ordering. For Example: ATESC7700 with "TAC" design, will be "TACESC7700"</p>
RL	TUB	LON	TAC	

ELECTRIFIED LEVER TRIMS (Non-Handed)			FINISH
	FS12ESC77 ICFS12ESC77 ICSCFS12ESC77	FAIL-SAFE (FS) OPTION 12V AC / DC US26D in stock	US26D, 10B, 32D, 3, 1
	FS24ESC77 ICFS24ESC77 ICSCFS24ESC77	FAIL-SAFE (FS) OPTION 24V AC / DC US26D in stock	
	FSE12ESC77 ICFSE12ESC77 ICSCFSE12ESC77	FAIL-SECURE (FSE) OPTION 12V AC / DC US26D in stock	
	FSE24ESC77 ICFSE24ESC77 ICSCFSE24ESC77	FAIL-SECURE (FSE) OPTION 24V AC / DC US26D in stock	

					<p>For Other Designs: Insert "AT", "RL", "TUB", "LON" or "TAC" before ESC when ordering. For Example: FS12ESC77 with "TAC" design, will be "FS12TACESC77"</p>
AT	RL	TUB	LON	TAC	

For 2 1/4" thick door order part # **TAIL3**

12.90

●● (IC) Indicates function available with **Best, Falcon & Arrow Interchangeable Core.**
●●● (ICSC) Indicates function available with **Schlage Full Size Format Interchangeable Core.**

► **TRIMS & ACCESSORIES**

All trims include 6-pin "C" keyway cylinder. Other major manufacturers' keyways available. (See page E7)

ILLUSTRATION	ITEM #	DESCRIPTION	FINISH		
ESCUTCHEON TRIMS (Non-Handed)					
	●●●●●● HDESC-00 ICHDESC-00 ICSCHDESC-00	Stainless Steel Clutch Entrance, key-locks or unlocks escutcheon trim - operates as classroom function ANSI FUNCTION (08)	US32D		
	●●●●●● HDTSESC-00 ICHDTSESC-00 ICSCHDTSESC-00				
	●●●●●● HDRLESC-00 ICHDRLESC-00 ICCHDRLESC-00				
	●●●●●● HDESC-05 ICHDESC-05 ICSCHDESC-05	Stainless Steel Clutch Storeroom, key or unlocks lever, lever retracts latch bolt, otherwise always locked ANSI FUNCTION (09)			
	●●●●●● HDTSESC-05 ICHDTSESC-05 ICSCHDTSESC-05				
	●●●●●● HDRLESC-05 ICHDRLESC-05 ICCHDRLESC-05				
	●●●●●● HDESC-30 HDTSESC-30 HDRLESC-30	Stainless Steel, Passage, always operable and free ANSI FUNCTION (14)			
	●●●●●● HDESC-40 HDTSESC-40				
	●●●●●● HDRLESC-40				
	ELECTRIFIED LEVER TRIMS (Non-Handed)				
		●●●●●● FS12HD or FS12TS or FS12RL ICFS12HD or ICFS12TS or ICFS12RL ICSCFS12HD or ICSCFS12TS or ICSCFS12RL		FAIL-SAFE (FS) OPTION 12V AC / DC	US32D
		●●●●●● FS24HD or FS24TS or FS24RL ICFS24HD or ICFS24TS or ICFS24RL ICSCFS24HD or ICSCFS24TS or ICSCFS24RL		FAIL-SAFE (FS) OPTION 24V AC / DC	
		●●●●●● FSE12HD or FSE12TS or FSE12RL ICFSE12HD or ICFSE12TS or ICFSE12RL ICSCFSE12HD or ICSCFSE12TS or ICSCFSE12RL		FAIL-SECURE (FSE) OPTION 12V AC / DC	
		●●●●●● FSE24HD or FSE24TS or FSE24RL ICFSE24HD or ICFSE24TS or ICFSE24RL ICSCFSE24HD or ICSCFSE24TS or ICSCFSE24RL		FAIL-SECURE (FSE) OPTION 24V AC / DC	


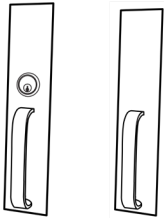
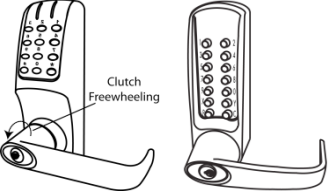

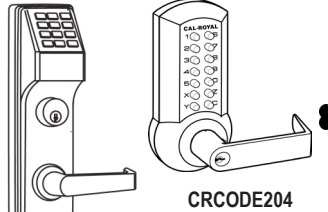
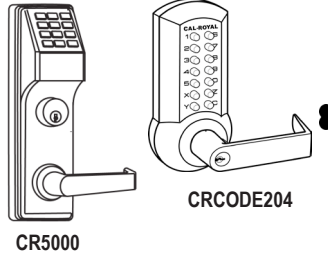
For 2 or 2 1/2" thick door use additional part# TAIL9

- (IC) Indicates function available with **Best, Falcon & Arrow Interchangeable Core.**
- (ICSC) Indicates function available with **Schlage Full Size Format Interchangeable Core.**

CONSULT FACTORY OR WEBSITE FOR TEMPLATES ON ALL EXIT DEVICES AND TRIMS

► TRIMS & ACCESSORIES

All trims include 6-pin "C" keyway cylinder. Other major manufacturers' keyways available. (See page E7)

ILLUSTRATION	ITEM #	DESCRIPTION	FINISH
THUMB PIECE TRIMS (Non-Handed)			
	77TP00 ●●● IC77TP00 ●●● ICSC77TP00	Entrance, key-locks or unlocks thumb piece ANSI FUNCTION (05) operates as classroom function	US32D, 3, 10B
	77TP05 ●●● IC77TP05 ●●● ICSC77TP05	Storeroom, always locked ANSI FUNCTION (06)	
	77TP30	Passage trim, always operable and free ANSI FUNCTION (15)	
	77TP40	Dummy Escutcheon trim ANSI FUNCTION (02)	
For 2 1/4" thick door order part # TAIL7			
PULL TRIMS (Non-Handed)			
	7700NL ●●● IC7700NL ●●● ICSC7700NL	To be used with rim panic exit device. Pull & rim cylinder, key retracts latch bolt ANSI FUNCTION (03)	US32D, 3, 10B
	7700DTP	Dummy trim (Pull) ANSI FUNCTION (02)	
	7700EOP	Cover plate (blank plate) ANSI FUNCTION (01)	
HEAVY DUTY KEYLESS LOCK			
	CRCODE007L	Heavy Duty Clutch Keyless Digital Lock to be used for 6600 / 7700 / 9800 Series Rim Exit Devices only.	US26D Must order exit device from stock. Prefix DL before PART# of exit device
	CRCODE007R	Available with major manufacturer's keyway, see page E7. (Specify handing when ordering).	
	CRCODE101	Heavy Duty Rigid Keyless Mechanical Lock to be used for 6600 / 7700 / 9800 Series Rim and Surface Vertical Rod Exit Devices. Non-Handed. Available with other major manufacturer's keyway, see page E7.	
	CR5000	Trilogy © Exit Device Trims for 6600 & 7700 Series Rim Exit Devices Only. (**Note - IC includes CYLINDER ADAPTER KIT for Best, Falcon & Arrow Interchangeable Core)	US26D, US10B
	ICCR5000	Excludes Rim Cylinder Housing and Core.	
	CRCODE204	Heavy Duty Keyless Mechanical Lock with breakaway lever used for 6600 / 7700 / 9800 / 2200 Series Rim and Surface Vertical Rod Exit Devices. Non-Handed. Available with other major manufacturer's keyway, see page E7. Door Thickness: 1 3/4" - 2"	US26D

► TRIMS & ACCESSORIES

ITEM #	DESCRIPTION	FINISH	UNIT
36CD7700 ●●● IC36CD7700 ●●● ICSC36CD7700	Cylinder dogging kit for non-fire rated 36" exit Devices	US3, 10B, US32D	Each

●●● (IC) Indicates function available with **Best, Falcon & Arrow Interchangeable Core**.
●●● (ICSC) Indicates function available with **Schlage Full Size Format Interchangeable Core**.

88
CONSULT FACTORY OR WEBSITE FOR TEMPLATES ON ALL EXIT DEVICES AND TRIMS

► TRIMS & ACCESSORIES

All trims include 6-pin "C" keyway cylinder. Other major manufacturers' keyways available. (See below)

ITEM #	DESCRIPTION	FINISHES	UNIT
48CD7700 IC48CD7700 ⊗ ICSC48CD7700	Cylinder dogging kit for non-fire rated 48" Exit Devices	US3, 10B, 32D	Each
⊗ N36ALRM77 ICN36ALRM77 ⊗ ICSCN36ALRM77	Alarm kit for 36" 7700 Series Rim and Vertical Rod Exit Device		
⊗ N48ALRM77 ICN48ALRM77 ⊗ ICSCN48ALRM77	Alarm kit for 48" 7700 Series Rim and Vertical Rod Exit Device		
⊗ 221	Bottom strike, non-fire vertical rod device	NYLON BLACK COATED	
227	Top strike, non-fire vertical rod device		
233	Alternate flush mounting bottom strike. Standard for fire rated vertical rod		
938	Surface applied strike, rim		
245	Surface applied strike, rim fire and top strike fire rated vertical rod Device		
357	Thru-bolts for rim fire and Panic grade 1 3/4" door (6 pcs)	US32D	
363	Thru-bolts for rim fire and Panic grade 2 1/4" door (6 pcs)		
369	Thru-bolts for vertical rod fire and Panic grade to be used with trim 1 3/4" door (14 pcs)	US2G	
901	Rim shim kit 1/8" thick		
906	Panic vertical rod shim kit 1/8" thick		
912	Fire rated vertical rod shim kit 1/8" thick	US26D	
951	Overlapping Strike, surface applied. Used on inactive leaf for device on active leaf of pair of doors without mullion		
375	Thru-bolts for Vertical Rod Fire and Panic grade to be used with trim 2 1/4" door (14 pcs)	US3, 10B, 32D, 10, 4, L1 (BLACK)	
VRRD10	Vertical rod for 10' doors		
		ALUM, DURO, GOLD	
LFF	Lock front filler (Zinc plated)		
SF	Strike filler (Zinc plated)		
CUT CHARGE	Labor for cutting exit devices to size (applicable to all Series)	NET	
ANTB-TRIM	Anti-Microbial Coating on Exit Device Trims in US26D or US32D only	ADD	

FOR MULLIONS AND ACCESSORIES, PLEASE REFER TO PAGE E52.

- ⊗ (IC) Indicates function available with **Best, Falcon & Arrow Interchangeable Core.**
- ⊗ (ICSC) Indicates function available with **Schlage Full Size Format Interchangeable Core.**

⊗⊗
CONSULT FACTORY OR WEBSITE FOR TEMPLATES ON ALL EXIT DEVICES AND TRIMS

◆ OTHER KEYWAYS		
Available for ENT00L, STR05L, CRCODE007, CRCODE101, CRCODE204	Schlage C-K, Russwin D1, D2, D3, Corbin 60, Sargent LA-LB-LC, Falcon / Weiser E, Corbin-Russwin L4, Arrow A, Yale 8, Yale GA, Kwikset	ADD
HDESC-00, HDESC-05, HDTSESC-00, HDTSESC-05, ESC7700, ESC7705, 77TP00, 77TP05, 7700NL, 36CD7700, 48CD7700, N36ALRM77, N48ALRM77, CR5000		ADD