

15751 | 15752 | 15753 Cam Lock

DISC TUMBLER Can be Masterkeyed

Part#	Length	Keyed	Master Keyed	Finish	MFT PT #	Stock Quantity	Boxed Weight lbs/oz	MSRP
-------	--------	-------	--------------	--------	----------	----------------	---------------------	------

Stock Items:

B15751	5/8"	KD AUE		US26D	00218	25	5/9	\$6.68
B15751	5/8"	KA CAT 30		US26D	00219	25	5/9	\$6.68
B15751	5/8"	KA CAT 60		US26D	02656	25	5/9	\$6.68
B15751	5/8"	KD MKY M8003		US26D	02654	25	5/9	\$7.89
B15752	13/16"	KD AUE		US26D	02645	25	5/9	\$7.89
B15752	13/16"	KACAT 30		US26D	02660	25	5/9	\$7.89
B15752	13/16"	CAT60		US26D	02661	25	5/9	\$7.89
B15752	13/16"	MKY M8003(KD)		US26D	02662	25	5/9	\$9.10

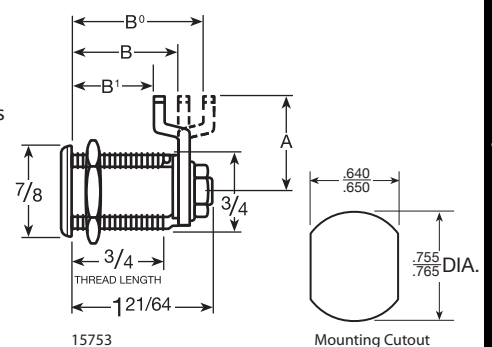
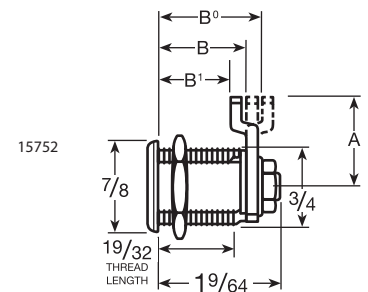
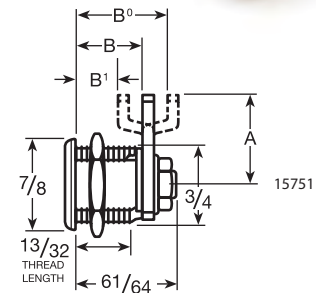
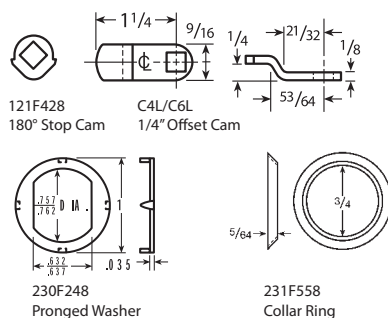
Made-to-Order Items:

15751	5/8"			US4				\$8.40
15751	5/8"			US26D				\$8.40
B15751	5/8"			US4				\$10.50
B15751	5/8"			US26D				\$10.50
C15751	5/8"			US4				\$8.40
C15751	5/8"			US26D				\$8.40
15752	13/16"			US4				\$9.45
15752	13/16"			US26D				\$9.45
B15752	13/16"			US4				\$10.50
B15752	13/16"			US26D				\$10.50
15753	1"			US26D				\$10.50
Master Keying Charge								\$4.41

- **Material:** Pressure cast
- **Regular Key Changes:** 200 with key blank 5865JVR (5 disc), 700 with key blank 8658JVR (6 disc)
- **Masterkeyed Key Changes:** 180 with key blank 5860KS (5 disc), 700 with key blank 5861KS (6 disc)
- **Cam Positions:** Regularly furnished with cam mounted at 12 o'clock locked position. Cam may be mounted at 3, 6, 9, or 12 o'clock locked position.
- **Cam Rotation:** Regular rotation 90 degrees from 12 to 9 o'clock, key removable only in locked position at 12. Also available with 180 degree rotation from 12 to 6 o'clock so key can be withdrawn in both locked and unlocked positions.
- **Cylinder:** Slabbed on both sides

- **B15751 & B15752:** Lock is Polybagged and in US26D finish. The parts included with Camlock are CDL cam, 2 keys, 180 degree stop cam, 1/4" Offset cam, Pronged washer and Collar ring.

Package Includes:



Cam No.	Length	No.15751*			No. 15752*			No.15753*Cam		
		B	B ¹	B ⁰	B	B ¹	B ⁰	B	B ¹	B ⁰
C2S	7/8"	5/8"			13/16"			1"		
C2L	1-1/4"	5/8"			13/16"			1"		
C3S	7/8"		1/2"		1 1/16"			7/8"		
C3L	1-1/4"		1/2"		1 1/16"			7/8"		
C4S	7/8"		3/8"		9/16"			3/4"		
C4L	1-1/4"		3/8"		9/16"			3/4"		
C5S	7/8"			3/4"			15/16"			1-1/8"
C5L	1-1/4"			3/4"			15/16"			1-1/8"
C6S	7/8"			7/8"			1 1/16"			1-1/4"
C6L	1-1/4"			7/8"			1 1/16"			1-1/4"

*Specify cam required on order, i.e., 15751 x C2S.