




CLEOPATRA'S BLING

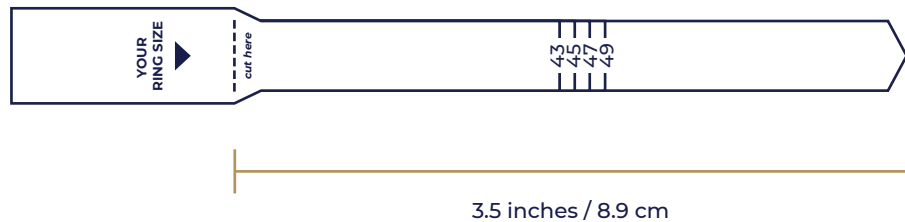
PRINTABLE RING SIZERS

Print out this PDF to determine your size. Be sure to print at 100% scale and ensure that the length of the reference scale line in gold measures 3.5 inches or 8.9 cm to ensure accuracy. If the measurement is not accurate, the ring size measurement will not be completed properly.


Women's Rings



Women's
Pinky Rings



Men's Rings



INSTRUCTIONS:

- Cut out the appropriate ring sizer and also cut along the dotted line to create a slit.
- Wrap the ring sizer around your finger with the numbers facing outward.
- Insert pointed end through the slit until the sizer fits snugly around the finger where the ring will be worn.
- The number aligned along the slit is your ring size. If the measurement occurs between two numbers, your size is a half size.