




HIGH-PRECISION, NON-INVASIVE, SURGICAL SKIN CLOSURES

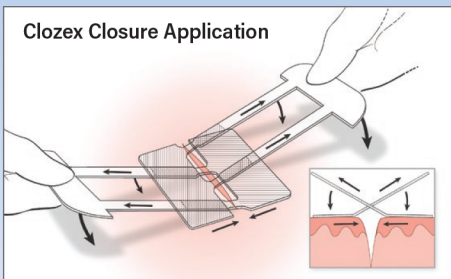
Designed to address the limitations of traditional suture and staple-based technologies



INTUITIVE APPLICATION

- 1** Remove **RED** liner of the Clozex Closure device to expose clear adhesive pads. Apply adhesive pads 1-2mm from each wound edge.
- 2** Remove **WHITE** liners to secure adhesive closure pads to skin.
- 3** Remove **BLUE** liners to prepare pulling straps. Pull both pulling straps away from the wound edges to align and approximate the skin. Lower straps to adhere them to the tops of the closure device pads. Twist off each removable strap at perforation.

Clozex Closure Application



SAFER. FASTER. BETTER.

Taking Primary Skin Closure to the Next Level

► Faster Skin Closure

- Average 50% faster skin closure proven in 8 clinical studies¹
- Quickly and uniformly pull wound edges together

► Greater Control and Flexibility

- Interlaced design allows precise 3-dimensional control
- Approximate tissue across, laterally along, and perpendicular to wound edges

► Easy to Learn and Apply

- Color coded and numbered liners for step-by-step application
- Choose from 10 sizes and combinations to close any length incision or laceration

► Excellent Cosmetic Results

- Non-invasive coaptive film technology
- Eliminates scar producing tension and unwanted "track marks" caused by sutures and staples

► Safer, Non-Invasive Design

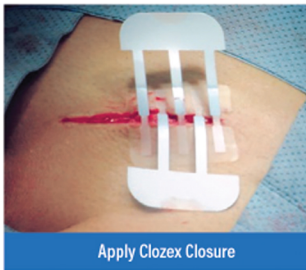
- Eliminates costly and concerning needlestick accidents
- Reduces risk of surgical site infections caused by skin piercing, suture wicking, and residual tracks²

► Patient Friendly Technology

- Non-threatening, needleless closure of lacerations in emergency setting
- May reduce need for local injection of anesthetics in Emergency Department

Simply Apply, Approximate, and Close

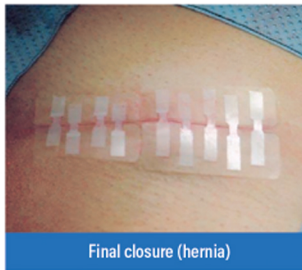
Select the Clozex Closure size(s) to match the incision shape and length. Multiple closures can be combined in series to achieve the desired length and geometric shape. Dry the skin area prior to and during application of closure devices.



Apply Clozex Closure



Approximate skin edges



Final closure (hernia)

Excellent Cosmetic Results



Spinal fusion (scoliosis); 2 weeks post-op

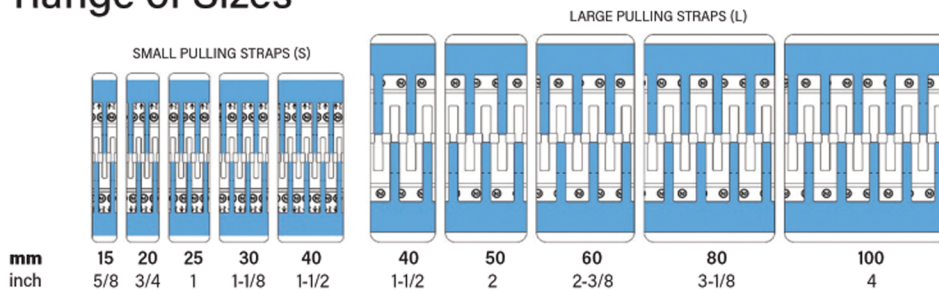


Twins; suture closure 6 months post-op



Twins; Clozex closure 6 months post-op

Range of Sizes



Clozex Surgical Skin Closures (supplied sterile, single-use)

Item Number	Size (mm)	Size (inches)	Qty in Box
CL1015S	15mm x 35mm	5/8 in. x 1-3/8 in.	10
CL1020S	20mm x 35mm	3/4 in. x 1-3/8 in.	10
CL1025S	25mm x 35mm	1 in. x 1-3/8 in.	10
CL1030S	30mm x 35mm	1-1/8 in. x 1-3/8 in.	10
CL1040S	40mm x 35mm	1-1/2 in. x 1-3/8 in.	10
CL1040L	40mm x 50mm	1-1/2 in. x 2 in.	10
CL1050L	50mm x 50mm	2 in. x 2 in.	10
CL1060L	60mm x 50mm	2-3/8 in. x 2 in.	10
CL1080L	80mm x 50mm	3-1/8 in. x 2 in.	10
CL10100L	100mm x 50mm	4 in. x 2 in.	10



Clozex Medical, Inc.
375 West Street
W. Bridgewater, MA 02379

WEB: www.clozex.com
PH: 781-237-1673

Proven Advantages Across Specialties

- ▶ Plastic Surgery
- ▶ Orthopedics
- ▶ Obstetrics & Gynecology
- ▶ Pediatrics
- ▶ General Surgery
- ▶ Cardiothoracic
- ▶ Emergency Medicine
- ▶ Urgent Care

Saves Valuable Operating Room Time

Clinically proven to provide 50% faster skin closure, reducing OR costs and freeing up surgeon and staff time.

Validated by 8 Clinical Studies

In independent, published studies, Clozex Closures out-performed suture-based procedures in terms of safety, efficiency, and overall cosmetic results.



Easy to Order

ONLINE www.clozex.com
CALL 781-237-1673
EMAIL orders@clozex.com