






63.85mm


PUFFCO
PRO 2


INSTRUCTIONS

LOADING THE DEVICE	OPERATING THE DEVICE
<ol style="list-style-type: none"> 1. Screw assembled mouthpiece onto the battery. 2. Pull off mouthpiece to reveal atomizer. 3. Load chamber, use tool if necessary. <small>(BE CAREFUL NOT TO DAMAGE THE COIL!)</small> 4. Cover atomizer with mouthpiece. 	<p>Click 5 times to lock/unlock device.</p> <p>Click 4 times to cycle temperatures.</p> <div style="display: flex; justify-content: space-around; align-items: center;"> <div style="text-align: center;">  GREEN <small>LOW TEMP</small> </div> <div style="text-align: center;">  BLUE <small>MEDIUM TEMP</small> </div> <div style="text-align: center;">  WHITE <small>HIGH TEMP</small> </div> </div> <p>Click and hold while inhaling.</p> <p>Click 2 times to enable sesh mode</p>


CHARGING THE DEVICE



CHARGING

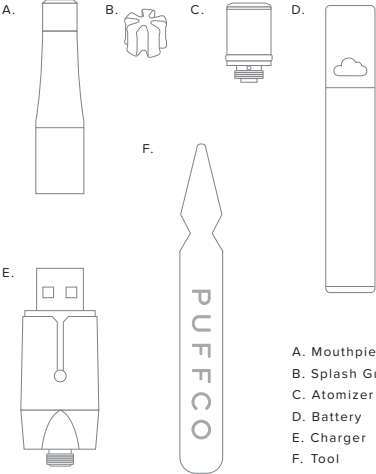


FULL CHARGE



FRONT

108.3mm



BACK

A. Mouthpiece
 B. Splash Guard
 C. Atomizer
 D. Battery
 E. Charger
 F. Tool

Puffco products are intended for, and must be used only by persons of legal age according to state and/or federal law. Puffco reserves the right to verify the age of any customer prior to purchase.

Puffco products are NOT intended for any use which is illegal under any state or federal law.

Puffco products are not intended to diagnose, treat, cure, or prevent any disease or medical condition. If you are pregnant, nursing, taking medication for a medical condition, or suspect you have a medical condition, please consult your physician before using any Puffco product.

For more about the Puffco Pro 2 visit puffco.com

1-YEAR MANUFACTURER'S WARRANTY DOES NOT COVER USED ATOMIZERS.