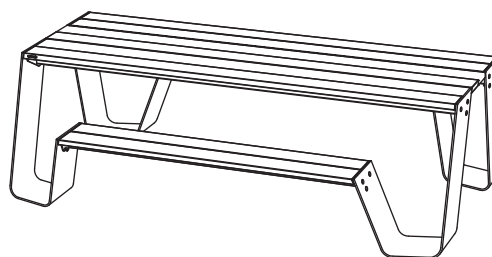


Hopper picnic

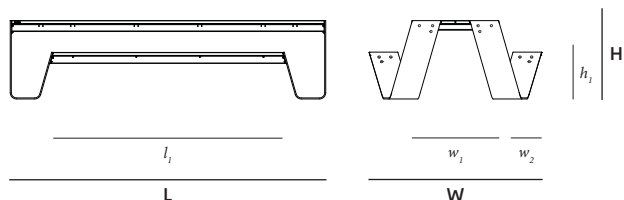
© design by Dirk Wynants



180
240
300
360

Galvanised version
Powder-coated version
Backrest
Floor fastening

Hopper picnic



Dimensions (inch)	L	W	H	l_1	w_1	w_2	h_1
Hopper picnic 180	70,07	64,09	29,13	39,17	32,75	10,94	17,32
Hopper picnic 240	93,70	64,09	29,13	62,79	32,75	10,94	17,32
Hopper picnic 300	117,32	64,09	29,13	86,41	32,75	10,94	17,32
Hopper picnic 360	140,94	64,09	29,13	110,03	32,75	10,94	17,32

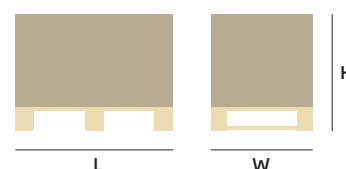
BOX 1: TABLETOP



BOX 2: BENCHES



BOX 3: LEGS



Box dimensions (inch)		L	W	H	Qty (#)	Volume (ft ³)	Gross weight (lb)	Net weight (lb)	Packaging weight (lb)
Hopper picnic 180 galvanised	Box 1	72,44	34,44	6,29	1	9,18	122,57	105,38	17,19
	Box 2	48,03	12,59	10,43	1	3,53	68,51	63,47	5,04
	Box 3	44,88	25,59	24,60	1	16,24	246,56	220,99	25,57
	total:				28,95		437,64	389,84	47,80
Hopper picnic 180 powder-coated	Box 1	72,44	34,44	6,29	1	9,18	122,57	105,38	17,19
	Box 2	48,03	12,59	10,43	1	3,53	68,51	63,47	5,04
	Box 3	44,88	25,59	24,60	1	16,24	113,75	88,18	25,57
	total:				28,95		304,83	257,03	47,80
Hopper picnic 240 galvanised	Box 1	96,06	34,44	6,29	1	12,00	154,78	136,49	18,29
	Box 2	95,27	12,59	10,43	1	7,41	100,26	90,17	10,09
	Box 3	44,88	25,59	24,60	1	16,24	246,56	220,99	25,57
	total:				35,65		501,60	447,65	53,95
Hopper picnic 240 powder-coated	Box 1	96,06	34,44	6,29	1	12,00	154,78	136,49	18,29
	Box 2	95,27	12,59	10,43	1	7,41	100,26	90,17	10,09
	Box 3	44,88	25,59	24,60	1	16,24	113,75	88,18	25,57
	total:				35,65		368,79	314,84	53,95
Hopper picnic 300 galvanised	Box 1	119,68	34,44	6,29	1	15,18	190,21	170,79	19,42
	Box 2	95,27	12,59	10,43	1	7,41	131,99	121,90	10,09
	Box 3	44,88	25,59	24,60	1	16,24	246,56	220,99	25,57
	total:				38,83		568,76	513,68	55,08

extremis®

The content of this document, in particular the mentioned models, is protected by copyrights and/or design rights. The present document and its content is communicated to you for information purposes only. Any partial or total reproduction or any other use without our prior written permission is strictly prohibited. This technical sheet remains subject to possible changes. All dimensions are in inch, unless mentioned otherwise. Extremis is not responsible for the errors in the documentation of products. All measurements are approximate and are provided for informational purposes only.

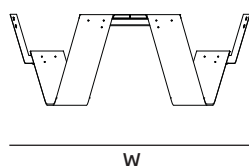
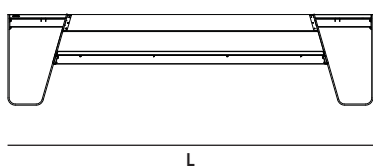
Tech sheet
20170921

Tools for togetherness



Box dimensions (inch)		L	W	H	Qty (#)	Volume (ft ³)	Gross weight (lb)	Net weight (lb)	Packaging weight (lb)
Hopper picnic 300 powder-coated	Box 1	119,68	34,44	6,29	1	15,18	190,21	170,79	19,42
	Box 2	95,27	12,59	10,43	1	7,41	131,99	121,90	10,09
	Box 3	44,88	25,59	24,60	1	16,24	113,75	88,18	25,57
	total:				38,83		435,95	380,87	55,08
Hopper picnic 360 galvanised	Box 1	146,45	34,44	9,29	1	18,36	219,29	198,75	20,54
	Box 2	118,89	12,59	10,43	1	9,18	161,73	146,59	15,14
	Box 3	44,88	25,59	24,60	1	16,24	246,56	220,99	25,57
	total:				43,78		627,58	566,33	61,25
Hopper picnic 360 powder-coated	Box 1	146,45	34,44	9,29	1	18,36	219,29	198,75	20,54
	Box 2	118,89	12,59	10,43	1	9,18	161,73	146,59	15,14
	Box 3	44,88	25,59	24,60	1	16,24	113,75	88,18	25,57
	total:				43,78		494,77	433,52	61,25

Backrest



Dimensions (inch)	L	W	H
Backrest 180	32,24	76,61	29,13
Backrest 240	55,86	76,61	29,13
Backrest 300	79,48	76,61	29,13
Backrest 360	103,11	76,61	29,13

BOX 4: SUPPORTS



BOX 5: PLANK




Box dimensions (inch)		L	W	H	Qty (#)	Volume (ft ³)	Gross weight (lb)	Net weight (lb)	Packaging weight (lb)
Backrest for 180 galvanised	Box 4	20,86	10,82	1,96	1	1,05	10,36	9,26	1,10
	Box 5	35,43	5,43	2,36	1	0,35	10,93	7,63	3,30
	total:				1,40		21,29	16,89	4,40
Backrest for 180 powder-coated	Box 4	20,86	10,82	1,96	1	1,05	5,86	4,76	1,10
	Box 5	35,43	5,43	2,36	1	0,35	10,93	7,63	3,30
	total:				1,40		16,79	12,39	4,40
Backrest for 240 galvanised	Box 4	20,86	10,82	1,96	1	1,05	10,36	9,26	1,10
	Box 5	59,05	5,43	2,36	1	0,35	17,15	12,75	4,40
	total:				1,40		27,51	22,01	5,50
Backrest for 240 powder-coated	Box 4	20,86	10,82	1,96	1	1,05	5,86	4,76	1,10
	Box 5	59,05	5,43	2,36	1	0,35	17,15	12,75	4,40
	total:				1,40		23,01	17,51	5,50
Backrest for 300 galvanised	Box 4	20,86	10,82	1,96	1	1,05	10,36	9,26	1,10
	Box 5	82,67	5,43	2,36	1	0,70	23,34	17,83	5,51
	total:				1,75		33,70	27,09	6,61
Backrest for 300 powder-coated	Box 4	20,86	10,82	1,96	1	1,05	5,86	4,76	1,10
	Box 5	82,67	5,43	2,36	1	0,70	23,34	17,83	5,51
	total:				1,75		29,20	22,59	6,61
Backrest for 360 galvanised	Box 4	20,86	10,82	1,96	1	1,05	10,36	9,26	1,10
	Box 5	106,29	5,43	2,36	1	0,70	29,54	22,93	6,61
	total:				1,75		39,90	32,19	7,71
Backrest for 360 powder-coated	Box 4	20,86	10,82	1,96	1	1,05	5,86	4,76	1,10
	Box 5	106,29	5,43	2,36	1	0,70	29,54	22,93	6,61
	total:				1,75		35,40	27,69	7,71

Materials & colours



Tabletop & benches		
	Iroko hardwood*	Hellwood*
	<hr/>	
Frame		
	Galvanised steel	
<hr/>		
Legs & backrest supports		
	Galvanised steel	Structured powder-coating*

*Subject to change, check price list or www.extremis.com

Materials	Key facts	Thickness inch	Layer thickness micron	Density	In/outdoor	Water	UV colour fastness	Flame retarding
Iroko tabletop & benches	<ul style="list-style-type: none"> • Durability CLASS 1 • Feels comfortable in all weather conditions • Advisable to oil the wood 	1,18	n.a.	37 à 44 lb/ft ³	Outdoor & indoor	n.a.	Untreated wood turns grey after a while	/
Hellwood tabletop & benches	 <ul style="list-style-type: none"> • Durability CLASS 1 • Carries the PEFC™ label for durable forestry • Feels comfortable in all weather conditions • Advisable to oil the wood 	1,18	n.a.	37 lb/ft ³	Outdoor & indoor	n.a.	Untreated wood turns grey after a while	/
Powder-coated aluminium legs and backrest supports	<ul style="list-style-type: none"> • A technique of applying dry paint to a part • Electrostatically charged and sprayed onto the object • Scratch-resistant 	0,39	50 - 100	0,17 10 ³ lb/ft ³	Outdoor & indoor	n.a.	Very good: colour can fade to some extent when exposed to UV	NEN-EN13501-1 A2-s1 **
Hot dip galvanised steel legs & backrest supports	<ul style="list-style-type: none"> • Most durable method for protecting metal from rusting • Protective layer • Very long life span • 100% recyclable • Cradle to Cradle Certified™ 	0,31	50 - 100	0,47 10 ³ lb/ft ³	Outdoor & indoor	n.a.	Very good, galvanisation will however become less shiny when used outdoors	NEN-EN13501-1 A1 *
Hot dip galvanised steel frame	<ul style="list-style-type: none"> • Very rigid galvanised frame • Ensures stability • Extremely long lifespan • 100% recyclable • Cradle to Cradle Certified™ 	0,07 - 0,23	50 - 100	0,47 10 ³ lb/ft ³	Outdoor & indoor	n.a.	Very good, galvanisation will however become less shiny when used outdoors	NEN-EN13501-1 A1 *

* NEN-EN13501-1 A1

Class A1 products will not contribute to fire in any stage, including fully developed fire. For this reason, they are assumed to be capable of satisfying all requirements of all lower classes as well.

** NEN-EN13501-1 A2-s1

Satisfying the same criteria as class B for the SBI-test according to EN 13823. In addition, under conditions of a fully developed fire these products will not significantly contribute to the fire load and fire growth.

Applications

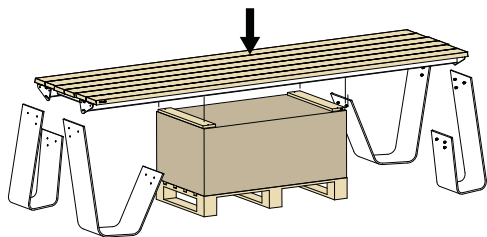
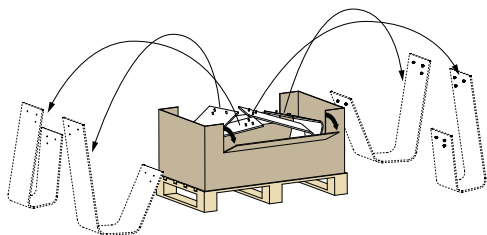
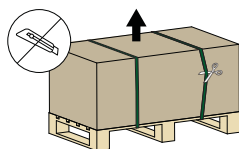
Residential: with optional Hopper shade, with optional backrests and with optional floor protection felt for delicate surfaces. Indoor or outdoor, as a kitchen table or as an eye-catching garden set-up.

Project: ideal to place several tables next to each other and create a long row. Educational projects, hospitality, public areas, ...

Important

Do not throw away the packaging material. You need it to attach the legs to the tabletop.

1. Leave the box on the pallet.
2. Remove the lid of the box.
3. Take the legs out of the box.
4. Put the lid back on the box.
5. Put the tabletop on top of the box.
6. Assemble the Hopper picnic.



Maintenance

Find maintenance instructions at the downloads section of extremis.com for:

POWDER-COATED PARTS

- White powder-coating requires more maintenance obviously
- Cleaning stains with a magic eraser

GALVANISED PARTS




- How to repair a damaged zinc layer

WOOD

- Cleaning regularly with mild detergent
- Thorough cleaning with Extremis Wood Cleaner
- Oiling the wood with Extremis Wood Protector. We recommend oiling the wood once or twice a year. 1x before the summer and 1x after the summer as protection for the winter.
- In order to smoothen the surface again after a thorough cleaning, lightly sand your wood with 80 grit sanding paper or a sanding pad.

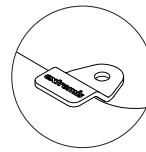
USAGE ADVISE

- For Extremis Wood Protector:

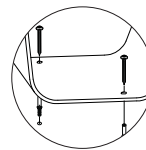
	3 to 5 wood care treatments for Hopper picnic 180 2 to 4 wood care treatments for Hopper picnic 240 2 to 3 wood care treatments for Hopper picnic 300 1 to 2 wood care treatments for Hopper picnic 360
	1 to 3 wood care treatments for Hopper picnic 180 1 to 2 wood care treatments for Hopper picnic 240 1 to 2 wood care treatments for Hopper picnic 300 1 wood care treatments for Hopper picnic 360
	200 - 300 ml for one Hopper picnic 180 250 - 350 ml for one Hopper picnic 240 300 - 400 ml for one Hopper picnic 300 350 - 500 ml for one Hopper picnic 360

Floor fastening

Hopper picnic is furnished with an optional floor anchoring set \varnothing 9 mm: four jugged stainless steel plates to be fixed with bolts.




For an even more rigid anchoring system, Hopper legs can be ordered with holes \varnothing 12 mm.



Good to know

- 'Hopper' stands for 'Hop Picker' because the range is inspired by hops gardens, harvest and beer fests.
- PEFC™ certified wood originates from sustainably managed forests.
- The Hopper legs are cut out of an aluminium or metal sheet nearly without any loss of material.



Awards



reddot



INTERNATIONAL DESIGN EXCELLENCE AWARDS 11



German Design Award WINNER



GOOD DESIGN



interior innovation award 2011 Winner



selected by md best of 2011



West-Vlaanderen

F.a.q.

Q: Do you need to oil the wood?

A: Just like other types of wood, Iroko will gradually become rougher and start to turn grey as a consequence of exposure to the sun and rain. Small cracks and crevices can also appear as part of this process. We strongly advise everyone to treat the furniture with our Wood Protector. This 100% natural oil controls the moisture level within the wood, which makes the planks stay stable for longer, and the layer of oil also helps to prevent spilled liquids from being absorbed, so that stains tend to stay superficial. It is best to repeat this treatment at regular intervals.

Q: Won't those wide boards curl up after a while?

A: Iroko hardwood & Hellwood are very stable types of wood and Class I. Nevertheless, the tabletop is completely supported by a galvanised frame to which each board is attached separately. The wood has no structural function.

Website

www.extremis.com/hopperpicnic