



**APMCRO-4060
1000W**

**APMCRO-4100
1300W**

AP[®]



Micro Full Range Class D Amplifier
Owner's Manual



INTRODUCTION

Congratulations!

Thank you for purchasing this Audiopipe amplifier for your car audio system. Now you own an amplifier of uncompromising design and engineering incorporating the latest advanced circuit technology. You will discover soon that our amplifiers display optimum sound with high quality and provide reliable performance.

Audiopipe amplifiers are adopted by advanced craftsmanship which use the highest quality components and strict quality control system. In order to provide you the best performance. We recommend you to contact an authorized Audiopipe Dealer to do the installation.

Please read this manual thoroughly to ensure that you can get the maximum benefit from this new amplifier. When you install it properly, this unit will provide you years of trouble-free performance.

WARRANTY

Audiopipe warrants this amplifier for one year from date of purchase against all manufacturing defects only.

Warranty does not include physical damage or electrical abuse from being over-driven or short circuit from speaker failure.

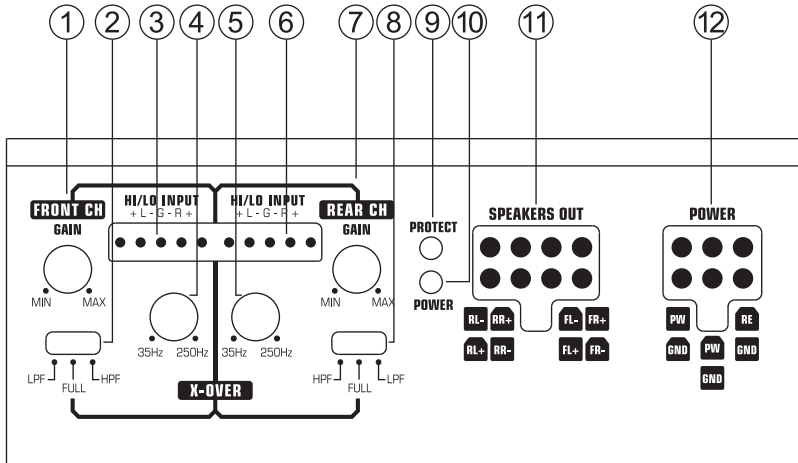
Amplifier must be installed by an authorized Audiopipe dealer or there is no warranty.

Amplifier must be returned to Audiopipe freight pre-paid, Audiopipe will pay return freight to authorized dealer.

TABLE OF CONTENTS

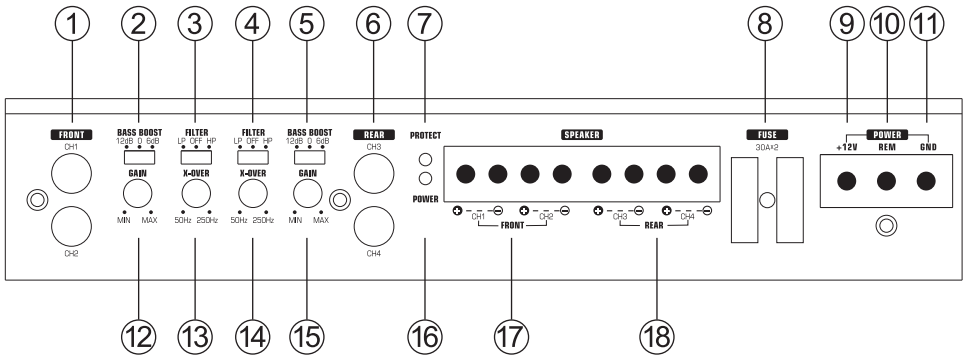
Amplifier Functions	1
Wiring and Applications	3
Troubleshooting	7
Product Specifications	8

APMCRO-4060



- | | |
|---------------------------|---------------------------|
| 1. Front Gain Control | 7. Rear Gain Control |
| 2. Cross Over Mode Switch | 8. Cross Over Mode Switch |
| 3. Front Audio Input | 9. Protect LED |
| 4. Front Filter Control | 10. Power LED |
| 5. Rear Filter Control | 11. Speakers Output |
| 6. Rear Audio Input | 12. Battery +12V Input |

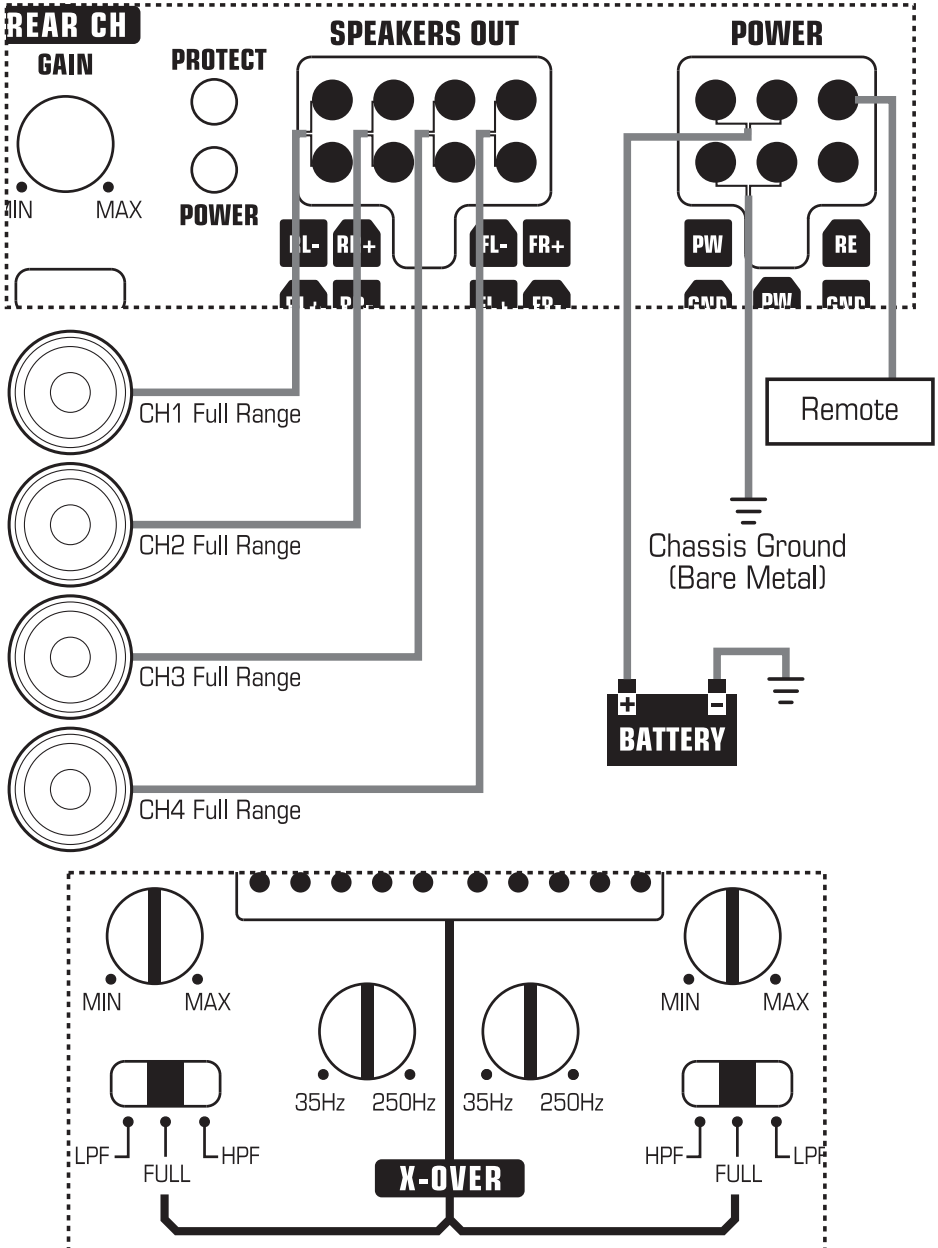
APMCRO-4100



- | | |
|-------------------------------|--------------------------|
| 1. Front RCA Input Jacks | 10. Remote Turn-on Input |
| 2. Front Bass Boost Level | 11. Ground Input |
| 3. Front Filter Select Switch | 12. Front Gain Control |
| 4. Rear Filter Select Switch | 13. Front X-OVER Control |
| 5. Rear Bass Boost Level | 14. Rear X-OVER Control |
| 6. Rear RCA Input Jacks | 15. Rear GAIN Control |
| 7. Protect LED | 16. Power LED |
| 8. 2x30 Amp Fuse | 17. Front Speaker Output |
| 9. Battery +12V Input | 18. Rear Speaker Output |

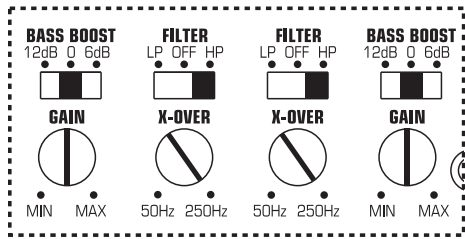
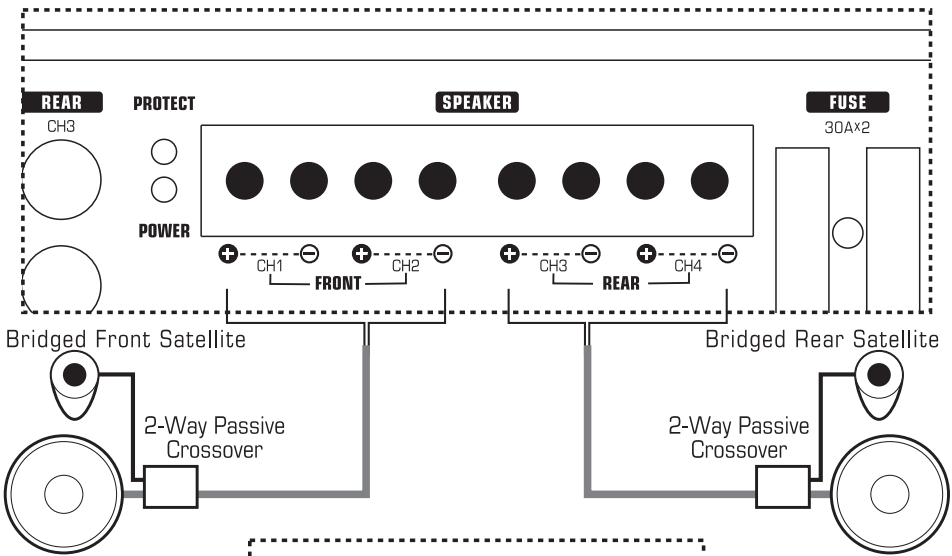
WIRING AND APPLICATIONS

APMCRO-4060 4-CHANNEL FULL-RANGE OPERATION

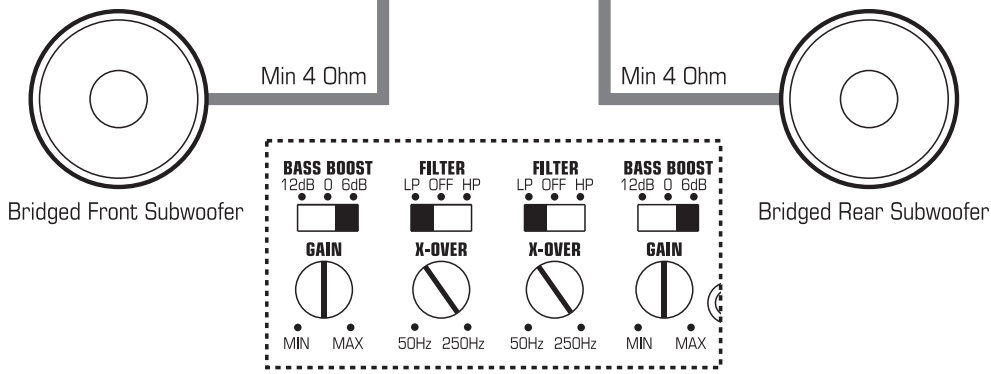


APMCRO-4100

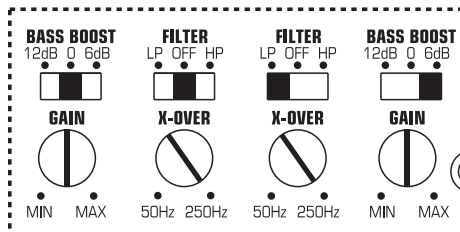
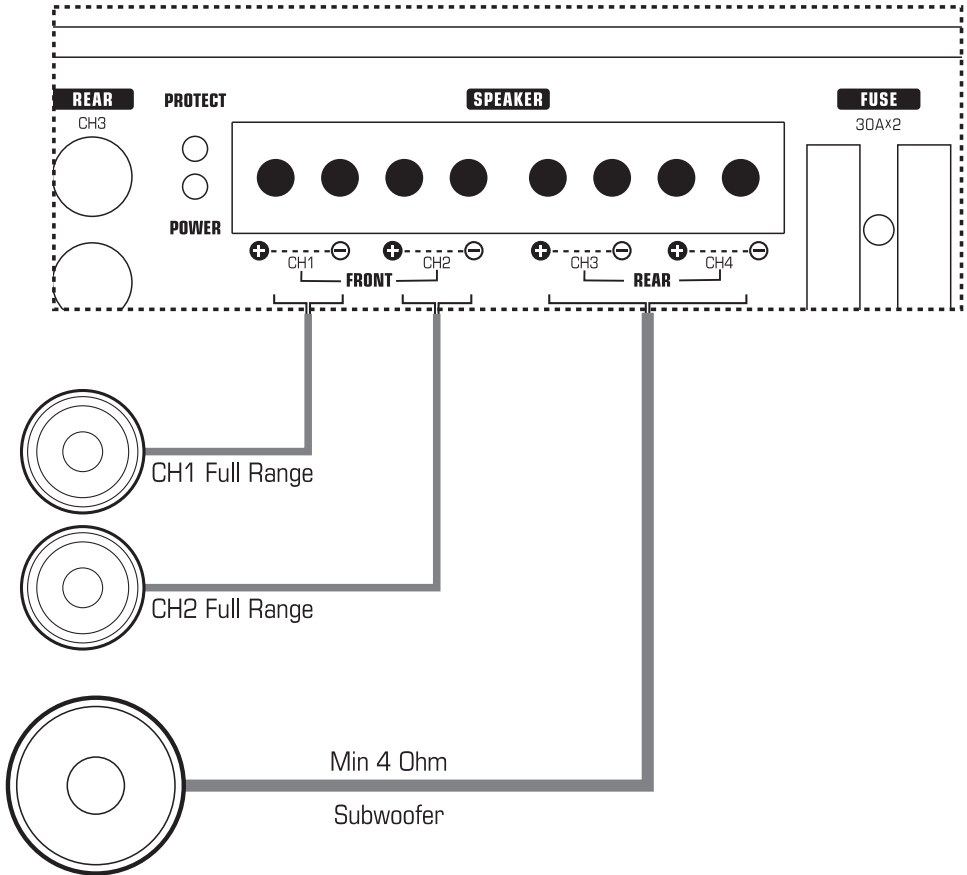
2-CHANNEL HIGH POWER SYSTEM (SATELLITE OR SUBWOOFER)



OR

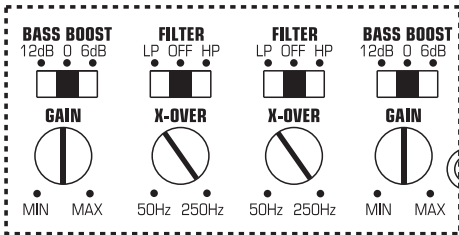
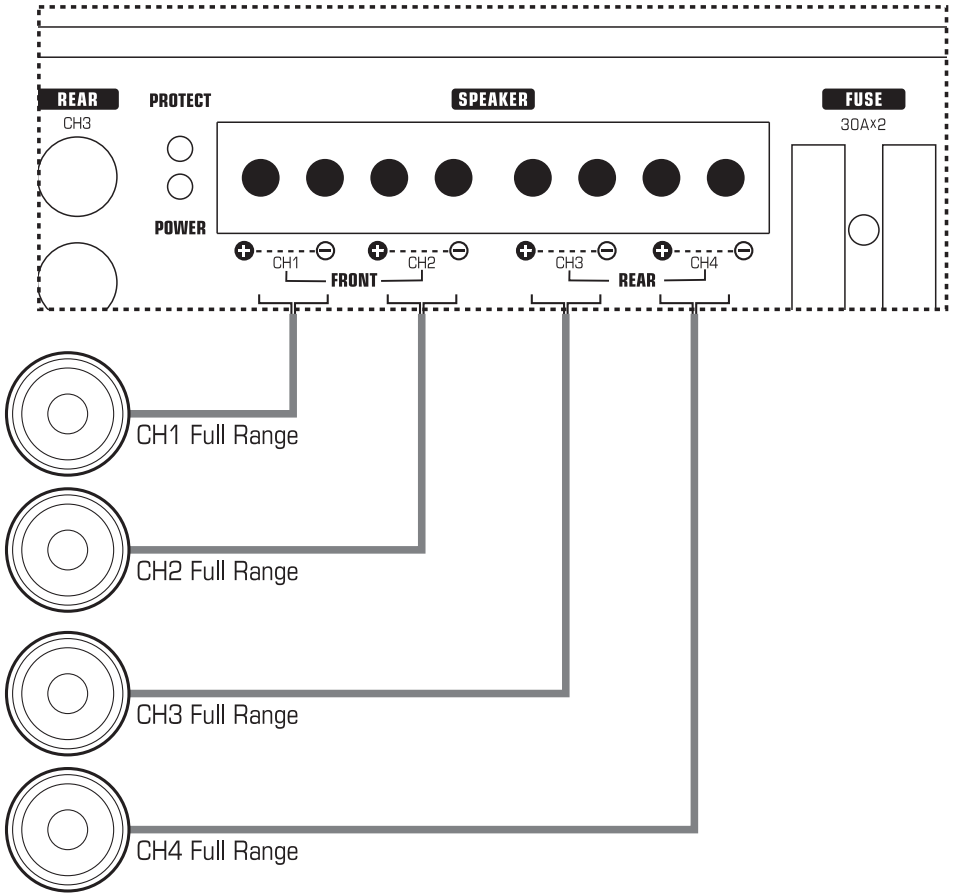


APMCRO-4100 BRIDGED-MONO SUBWOOFER SYSTEM

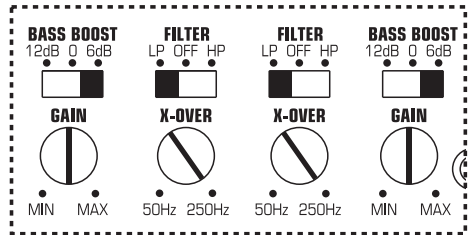


APMCRO-4100

4-CHANNEL FULL-RANGE AND SUBWOOFER SYSTEM



4-Channel Full-Range System



4-Channel Subwoofer System

TROUBLESHOOTING

Problem

Run indicator doesn't light up.

Solution

- *Check all fuses on the amplifier.*
- *Check main fuse near battery.*
- *Check plus and minus battery cables.*
- *Check remote voltage.*

Problem

Run indicator is on but there is no sound.

Solution

- *Check volume control on the radio.*
- *Check GAIN regulator on the amplifier.*
- *Check RCA cables and connections.*
- *Check speaker cables and connections.*

Problem

Bass response is low.

Solution

- *Check volume control on the radio.*
- *Check GAIN regulator on the amplifier.*
- *Check RCA cables and connections.*
- *Check speaker cables and connections.*

Problem

The amplifier switches on and off.

Solution

- *Check chassis ground connection with amplifier cable and check battery terminal connections and check remote turn-on voltage.*

For additional questions please contact your authorized Audiopipe dealer.

PRODUCT SPECIFICATIONS

APMCRO-4060

Maximum Power Output.....	2x140W
RMS @ 4 Ohm (<1% DISTORTION).....	4x60W
RMS @ 2 Ohm (<2% DISTORTION).....	4x75W
Input Level.....	0.5V~16V
Frequency Response.....	20~20kHz
LPF.....	35~250Hz
HPF.....	35~250Hz
THD.....	<0.5%
Signal to Noise Ratio.....	>80dB
Speaker Impedance.....	4/8 Ohm
Overload Protect System.....	YES
Current Draw.....	.26A
Overheat Protect Temperature.....	.80°C/176°F
Components & PCB.....	SMT & Double Side Board
Dimension(WxHxD).....	121.5x48x117mm

APMCRO-4100

Maximum Power Output.....	2x250W
RMS @ 4 Ohm (<1% DISTORTION).....	4x100W
RMS @ 2 Ohm (<2% DISTORTION).....	4x180W
Input Level.....	0.2V~16V
Frequency Response.....	20~20kHz
LPF.....	50~250Hz
HPF.....	50~250Hz
Bass Boost Level.....	0~12dB
THD.....	<0.5%
Best Efficiency.....	>80%
Signal to Noise Ratio.....	>80dB
Minimum Load.....	2 Ohm
Overload Protect System.....	YES
Short Circuit Test (Max. Power).....	PASS
Current Draw.....	.76A
Overheat Protect Temperature.....	.80°C/176°F
Components & PCB.....	SMT & Double Side Board
Dimension(WxHxD).....	121.5x48x253mm