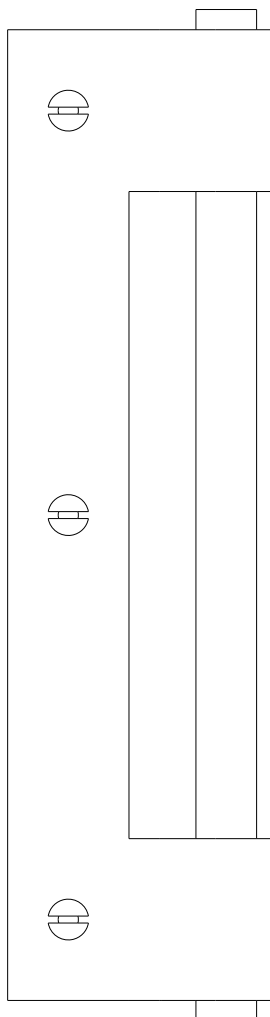


CHAPMAN & BOSE



EP03 | LEATHER EDGE PULL
PRODUCT SHEET



PRODUCT DETAILS

MATERIALS

Smooth full grain leather, Brass, Stainless Steel

DIMENSIONS

Length : 6" (152mm), 8" (203mm), 10" (254mm)

Width : 1 9/16" (40mm)

CORE OPTIONS

Satin brass, Aged brass patina, Brushed Stainless steel, Blackened brass patina

LEATHER COLOUR OPTIONS

Taupe , Olive , Chocolate Brown , Natural , Black , Whiskey Brown,
Yellow , Red , Green , Blue , White

Custom sizing available. Please inquire at info@chapmanbose.com



TAUPE

OLIVE

CHOCOLATE
BROWN

NATURAL

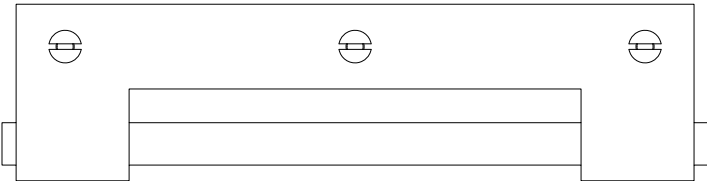
BLACK

WHISKEY BROWN

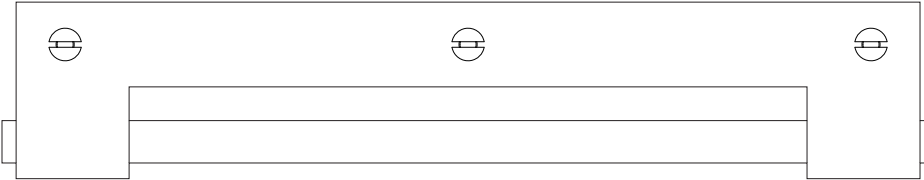
CORE FINISH OPTIONS




DIMENSIONS



6"

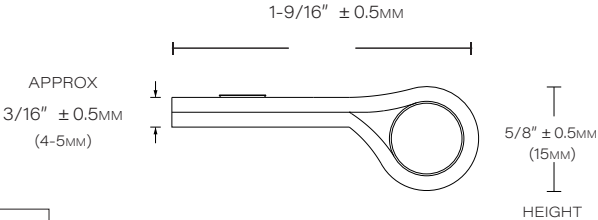


8"



10"

*We suggest cutting recessed grooves after receiving the product. As a natural material, leather thicknesses can vary slightly.



*Not shown to scale.

MATERIAL & CARE

METALS

All metal finishes are supplied with a protective coating, unless specified as "raw" or "unlacquered". Suggested care and maintenance is listed below:

- Clean with a soft, damp cloth and mild soap if needed.
- Avoid use of abrasive cleaners or aggressive scrubbing.

As with any natural material, metal finishes will patina over time with use.

Unlacquered and raw metal finishes are designed to naturally age and will change in appearance more dramatically over time. The same methods of care should be followed as other metals, however our unlacquered and raw finishes should be kept dry to avoid staining or severe discoloration.

WOOD

All wood finishes are supplied with a protective coating. As with any natural material, wood will patina over time with use. Suggested care and maintenance is listed below:

- Clean regularly with a soft, damp cloth to avoid dust build up. Use mild soap if needed.
- Dry thoroughly after cleaning and avoid prolonged exposure to moisture.
- Avoid use of abrasive cleaners or aggressive scrubbing.

The wood portion of our handles may be periodically conditioned with a natural wax. Always patch test products before applying to a large surface. For handles with wood and leather, be careful to avoid exposing the leather to any wax that may cause discoloration.

Solid woods have natural colour variations and unique grain patterns that characterize the natural beauty of the material.

LEATHER

All of our products are made from high quality, full-grain leather. The leather has a smooth, matte surface and is available in a range of deep, rich colours. With proper use and care, leather ages gracefully. With regular use, it will naturally soften and darken slightly, developing patina as it ages.

Clean gently with a soft, dry cloth. You may periodically nourish the leather with a wax/silicone-free conditioner. Always perform a patch test before full application as it may alter the leather's colour.

Contact with oily substances may discolour or change the appearance of the leather.

Due to the natural variation of leather hides and the finishing processes, slight colour variations may occur from batch to batch. To ensure consistency, we suggest ordering all handles for a project at the same time. If viewing online, colours may appear differently from screen to screen. Leather swatch sets can be purchased from our online store.

INSTALLATION

Edge pulls should be installed by a professional tradesperson. A recessed groove is required to be cut in the door to allow the handle to sit flush with the door edge.

*We suggest cutting recessed grooves after receiving the product. As a natural material, leather thicknesses can vary slightly.

