


TOP - RKP TYPE

BARREL FACED CHROME COMPRESSION RING

RKP Barrel Faced
Chrome Plated
Compression



TO INSTALL, FIRST / TOP RING

R = UP ↑


OR

WHITE MARK = UP ↑

SECOND - P / N TYPE

BLACK FINISHED RING

P Plain Compression



OR

N Scraper Type



TO INSTALL, SECOND / MIDDLE RING

R = UP ↑

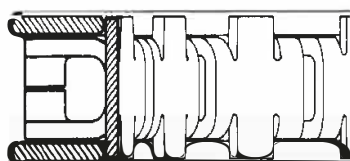
OR

WHITE MARK = UP ↑

THIRD - AX TYPE

3 PIECE STEEL RING

AX 3PC Oil Control



TO INSTALL, THIRD / BOTTOM RING

FIT EXPANDER RING INTO GROOVE

FIT ONE STEEL RAIL ONTO EACH SIDE OF EXPANDER RING. ENSURE THAT THE RAIL ENDS ARE 120 APART, AND ENSURE THEY ARE NOT OVERLAPPED.

WHEN COMPRESSING THE RING INTO THE CYLINDER BORE, ENSURE THAT THE EXPANDER RING ENDS ARE STILL BUTTING AND NOT OVERLAPPED.

FOR ANY QUERIES, PLEASE CONTACT US ON
01829 261641
OR EMAIL US AT INFO@IMDPISTONS.COM