

Lift and Control Dispensing of Your Drum

>> [Watch Video](#) <<

MORCINCH Drum Handling System



- Automatically adjusts for 22" to 23.5" (56 to 59.7 cm) diameter drum
- Accepts Diameter Adaptors for your smaller drum
- Bolt-On Bracket Assembly to handle a plastic drum, recommended to more securely handle a fiber drum
- Bolt-on Top Rim Clamp for 55-gallon (208 liter) plastic drum or fiber drum
- Includes a flexible cover on the cinch chain to help protect the sidewall of your drum
- Incorporates alloy cinch chain and durable stress relief weld joints



Model 520-115 shown has DC powered lift and tilt to pour a drum up to 106" (2.7 m) high.

- Lift, move and control dispensing of your drum up to 106" (269 cm) high
- You control the lifting height and pouring angle
- Power Lift and Tilt Options
- Available built-in weighing capability to weigh as you pour!
- 360° Tilt Control in either direction
- Models available with spark resistant parts
- Capacity: 800 Lb. (363 kg) full drum
500 Lb. (227 kg) half-full* drum

Lift, tilt and drain drum contents with ease. Hydraulic lift and tilt makes it simple to raise and tilt a heavy drum. Vertical lifting track keeps drum reach constant through the full lift range. Dispense into a vat, hopper, mixer or other container up to 106" (269 cm) high. Manual lift and tilt also available. With Scale-Equipped Series, know the weight of what you have poured! The digital indicator keeps you informed of the drum weight, so you can weigh while pouring.

Scale-Equipped Models - Weigh As You Pour!

Two Types of Scales

The scales are simple to use and to read enabling accurate batching by weight. The touch pads include numbers for tare entry. Four load cells accurately sense the weight regardless of the tilt angle of the drum. Battery saving "sleep" mode turns indicator off when scale is not in use.

Display weight to 0.1 Lb. (or set to display metric units). Accuracy of +/-0.2 %

Scale components will be installed and calibrated before leaving the Morse factory. However, the rigors of transportation may change scale calibration. To assure proper accuracy, the user should employ local scale service personnel to check the function and calibration of the scale. Cost of on-site calibration is not included in the selling price.

T-Type Scale - Models with spark resistant monel parts, such as drum holder bands are indicated by an "M" in the model number. Spark Resistant models feature an intrinsically safe, ultra low power intensity (ULPI) scale indicator for use in many hazardous areas, approved for all classes, groups and divisions of N.E.C. hazardous environment classifications. The hand pumped or air powered drum handler with this intrinsically safe weighing system may be used in many hazard areas where ordinary electric powered equipment would be prohibited. Comes with battery pack and 115V 60Hz charger. Order Option # T-220-50 for 220V 50Hz battery pack and charger.



"T" Type Intrinsically safe scale indicator for use in hazardous areas.

N-Type Scale - Economical general purpose instrument for use in a variety of weighing applications. NOT for use in hazardous areas. Powered by six ordinary alkaline D-cell batteries.



"N" Type scale indicator NOT for hazardous environments.



Model 515-T-114 shown is equipped with an intrinsically safe scale and air powered lift and tilt.

* Half-full rating is based on tilt mechanism's capacity for handling a bottom heavy drum. A partially full drum with unbalanced and shifting load is harder to tilt than a full drum.

To order complete units with any of the power options below, use the power option number as a suffix on manual model number. Example: Model 520-115 has battery powered lift and tilt up to 106" (269 cm) high. Power-Tilt Options must be ordered on new units from the factory. All units with power options factory installed are shipped fully assembled.

Power Lift Options

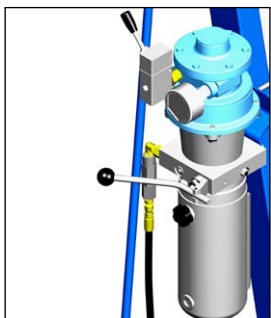
Power-Lift Options ease drum lifting, but retain manual tilt control. Hand crank tilt control is on 60" (152 cm) lift height units. Models with 106" (269 cm) lift heights have pull chain and chain wheel tilt control.

Power Option #	Motor Type	Motor Control	Ship Weight Adder
120	AC, 1HP/115V, TEFC	Switch, Cord, Plug	40 Lb. (18.1 kg)
124	Air, Vane Type	On/Off Valve	25 Lb. (11.4 kg)
125	DC, 12V	Built-in	85 Lb. (38.6 kg)



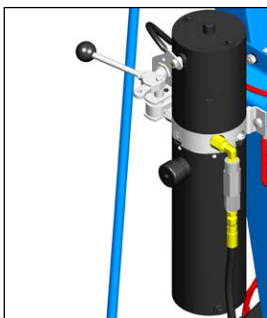
Electric Power Lift Option #120

Use switch to raise the drum. Lower the drum with manual release valve.



Air Motor Power Lift Option #124

Use on/off valve to raise the drum. Lower the drum with manual release valve.



Battery Power Lift Option #125

Self contained battery power-lift. Use valve to raise and lower the drum. Separate charger is included.

Existing manual lift models can be converted to power lift. Order Power-Lift Kit for "Field installation," such as O-120FILC-500, O-124FILC-500, or O-125FILC-500.

Power Lift and Tilt Options

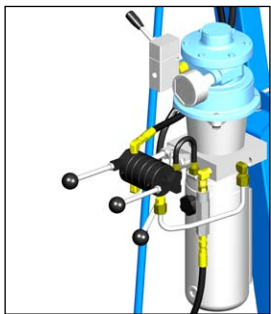
Power Lift and Tilt Options make drum handling easier and faster. There are two hand valve controls: One for the power-lift function and a second for power-tilt.

Power Option #	Motor Type	Motor Control	Ship Weight Adder
110	AC, 1HP/115V, TEFC	Switch, Cord, Plug	75 Lb. (34 kg)
114	Air, Vane Type	On/Off Valve	95 Lb. (43 kg)
115	DC, 12V	Built-in	120 Lb. (54.4 kg)




Electric Power Lift & Tilt Option #110

Hold momentary switch and lift valve to raise drum. Use second valve to control the hydraulically driven drum tilt. Lower the drum with manual release valve.



Air Power Lift and Tilt Option #114

Hold on/off valve and lift valve to raise the drum. Use a second valve to control the hydraulically driven drum tilt. Lower the drum with manual release valve.



Battery Power Lift and Tilt Option #115

Hold momentary switch and lift valve to raise drum. Use 2nd valve to control drum tilt. Lower drum with manual release valve. Charger is included.

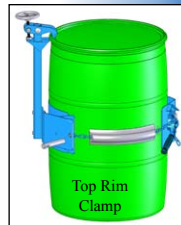
MORcinch Options

The MORcinch drum holder on Hydra-Lift Carriers is designed to handle a 55-gallon (208 liter) steel or fiber drum. It automatically adjusts from 22" to 23.5" (56 to 59.7 cm) in diameter. The cinch chain with pawl and ratchet mechanism is used to secure the drum in the holder. To handle other drums, order one of the following:

The **Top Rim Clamp** grips the upper rim of your drum to prevent it from slipping through the drum holder. Use to handle a 55-gallon rimmed plastic or fiber drum. To handle a 55-gallon plastic drum with top rim, you must install either the Bracket Assembly or the Top Rim Clamp.

Part # 4560-P Rim Clamp Assembly.

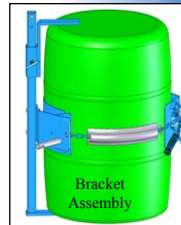
Part # 4560M-P Spark Resistant Rim Clamp Assembly.



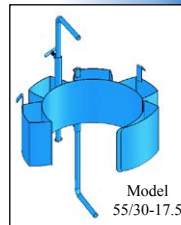
The **Bracket Assembly** provides a brace at top and bottom of your drum to prevent it from slipping lengthways through the drum holder. The Bracket Assembly is required to handle a rimless plastic drum, and recommended to more securely handle a fiber drum. It adjusts for 31" to 39" (79 to 99 cm) tall drum.

Part # 4556-P Bracket Assembly.

Part # 4556M-P Spark Resistant Bracket Assembly.



For a smaller diameter drum, **Diameter Adaptors** install easily without tools and are quickly removed. Diameter Adaptors for 17.5" (44.5 cm) diameter or smaller have brackets at top and bottom of the drum. They adjust for a drum up to 38" (96.5 cm) tall. Spark resistant and stainless steel Diameter Adaptors are also available.



DIAMETER ADAPTORS

DIAMETER ADAPTORS	SPARK RESISTANT	FITS DIAMETER
55/30-20.5	55/30M-20.5	20" to 20.5" (50.8 to 52.1 cm)
55/30-19	55/30M-19	18.5" to 19" (47 to 48.3 cm)
55/30-17.5	55/30M-17.5	17" to 17.5" (43.2 to 44.5 cm)
55/30-16	55/30M-16	15.5" to 16" (39.4 to 40.6 cm)
55/30-14.5	55/30M-14.5	14" to 14.5" (35.6 to 36.8 cm)

We recommend the **MORStop Tilt-Brake™** on models with manual tilt. It automatically holds the drum tilt angle and prevents uncontrolled turning, even when drum contents shift.

Option # 3900i-P MORStop Tilt-Brake™ factory installed.




Web Strap with Ratchet

Option # 5115i-P MORcinch™ Drum Holder with Web Strap and Ratchet option installed (not for use on spark resistant models).



3-Piece Drum Holder

Option # G-400 The optional 3-Piece Drum Holder is for handling only a 22.5" (57.2 cm) diameter 55-gallon (208 liter) steel drum. It surrounds your drum with a hinged metal band.



Model Numbers

		AC Motor * Power Hydraulic Lift & Tilt	Air Motor † Power Hydraulic Lift & Tilt	12V DC ** Power Hydraulic Lift & Tilt	AC Motor * Power Hydraulic Lift, Manual Tilt ***	Air Motor † Power Hydraulic Lift, Manual Tilt ***	12V DC ** Power Hydraulic Lift, Manual Tilt ***	Manual Hydraulic Lift, Manual Tilt ***
Scale Equipped	Single-Stage with 60" (1.5 m) Lift	515-N-110	515-T-114 515-N-114 515M-T-114	515-N-115	515-N-120	515-T-124 515-N-124 515M-T-124	515-N-125	515-T 515M-T 515-N
	Two-Stage with 106" (2.7 m) Lift	525-N-110	525-T-114 525-N-114 525M-T-114	525-N-115	525-N-120	525-T-124 525-N-124 525M-T-124	525-N-125	525-T 525M-T 525-N
Non Scale Equipped	Single-Stage with 60" (1.5 m) Lift	510-110	510-114 510M-114	510-115	510-120	510-124 510M-124	510-125	510 510M
	Two-Stage with 106" (2.7 m) Lift	520-110	520-114 520M-114	520-115	520-120	520-124 520M-124	520-125	520 520M

† "T" in Model # = Intrinsically safe scale indicator for hazardous environment. "N" in Model # = NOT for hazardous areas.

"M" in Model # = Model with spark resistant parts such as drum holder bands made of monel.

* Standard motors are TEFC, 1HP for 115V AC, 60 Hz.

** 12V DC power option includes battery and 110V AC charger.

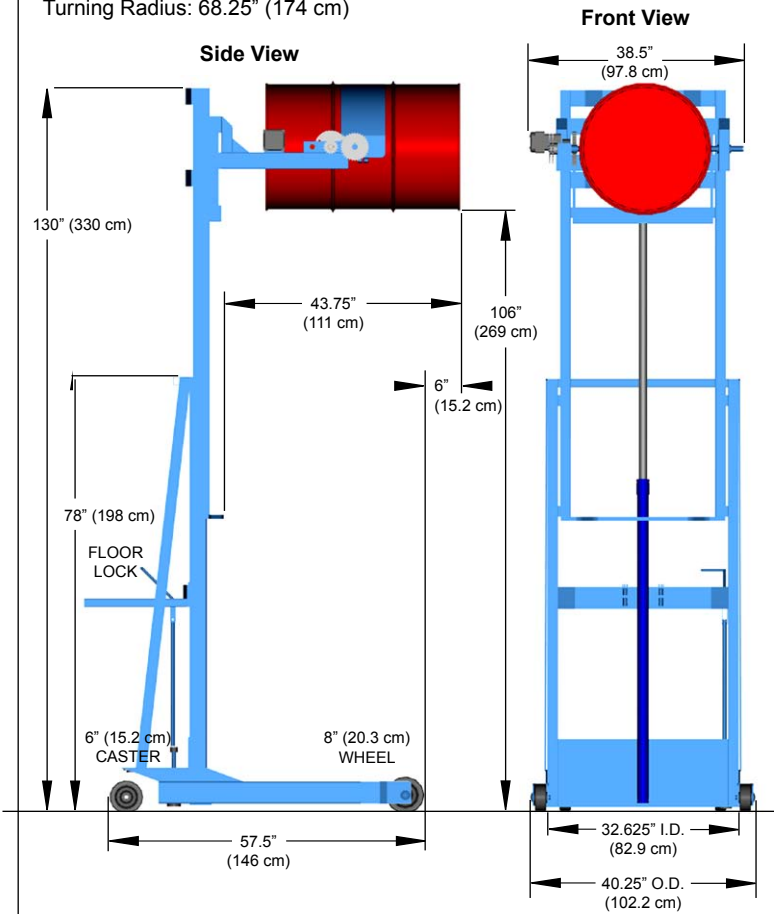
*** Manual tilt control for 510 and 515 Series is hand crank. Manual tilt control for 520 and 525 Series is chainwheel and pull-chain.

† Air motor requirements: 40 - 60 PSI at 40 SCFM.

Dimensions

Two-Stage pour up to 106" (269 cm) high, and retract to a minimum height of 78" (198 cm).

Turning Radius: 68.25" (174 cm)



Single-Stage pour up to 60" (152 cm) high, and retract to a minimum of height of 78" (198 cm).

Turning Radius: 61" (155 cm)

