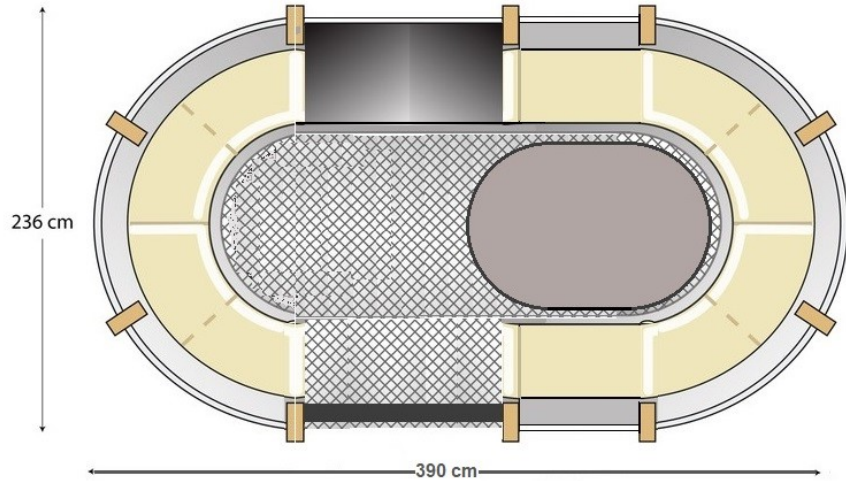
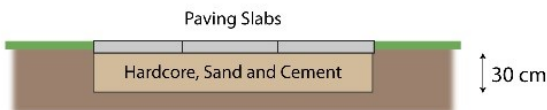
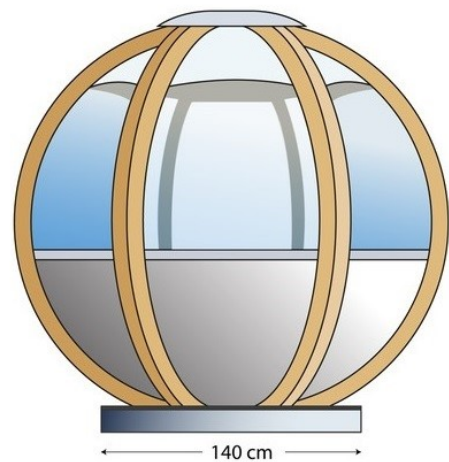
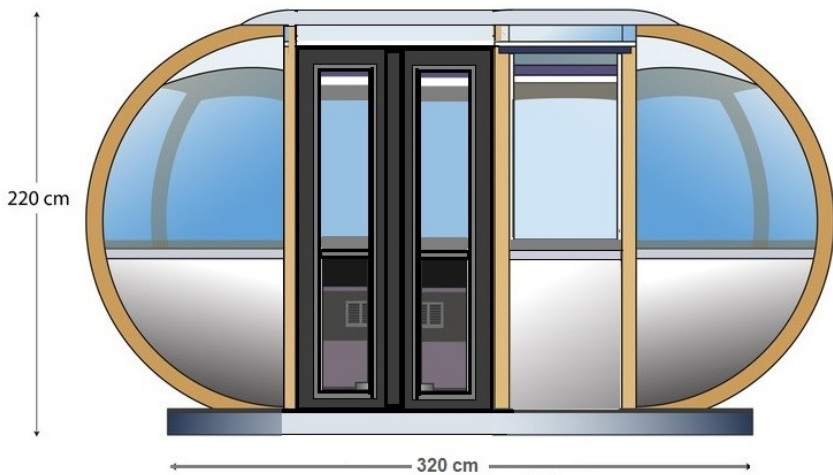


PODOVH-0004 Offset Ovalhouse Hardstanding



OFFSET OVALHOUSE SPECIFICATIONS

PODOVH-0004 Offset Ovalhouse Hardstanding

The Offset Ovalhouse will require a hardstanding base no less than 325cm wide by 175cm deep

This can be made from concrete or a hardcore and traditional patio style base.

If laying a base on the lawn it is advised to go larger than the dimensions to make it easier to mow around the building.

If you already have a level patio area of slab or decking the Deluxe can be installed directly onto this.

Allow an area 395cm x 250cm square for the overall building size

Electrical Installation

WARNING: Any electrical installation should be carried out by a qualified electrician.

The Large Ovalhouse is fitted with a consumer unit which can be located in the back of the cupboard in rear of your building. The power will need to enter the building through a compression gland fitted approximately 50cm high in the middle of the back panel of the building. The power supply will come with both male and female 32A connection sockets ready for your cable to be fitted.

- Included
- 13amp Power Socket
- 2.4Kw Blow Heater
- 12v down lighting
- 12v Colour changing led lights
- 12v Bluetooth sound bar

