

sandals guide

LINUS
in the good path

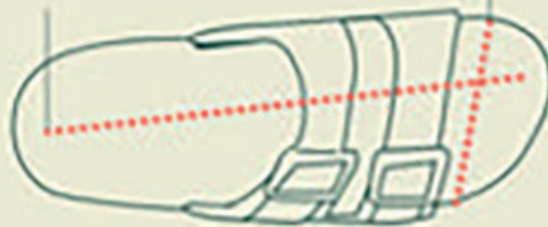
size guide

If you have doubts between two sizes, our recommendation is to choose the larger size.

**Sizes in centimeters.*

internal length of the insole - ideally, your foot should have this length.

distance between the straps, at the height of the toes



EUR	length	width
36/37	23.5	8.5
38/39	24.5	9
40/41	25.5	9.5
42/43	26.5	10
44/45	27.5	10.5
46/47	28.5	11

how to measure your foot

The best way to measure the length of your foot is on the floor! You can place your heel against the wall (or step on a piece of paper and trace a straight line behind your foot, as shown in the illustration) and measure the distance between your big toe and the wall/line using a tape measure.

It's important to ensure that the tape measure is perpendicular to the wall or the drawn line :)



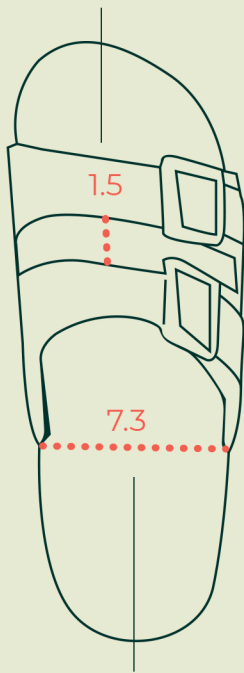
36/37

**Sizes in centimeters.*

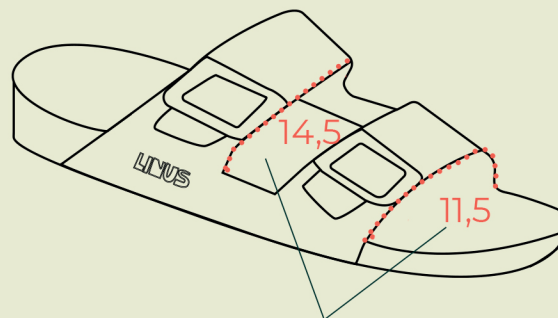

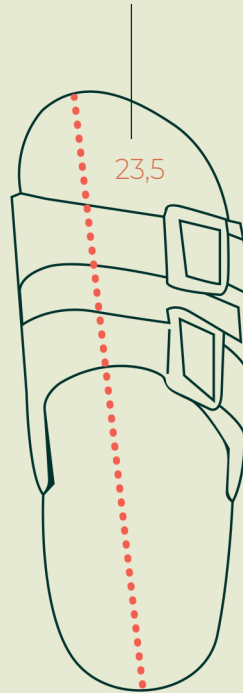
internal length of the insole -
it is ideal for your foot to have
up to this length, so Linus
doesn't fall short on your foot

distance between the straps,
at the height of the toes

distance between the 2 straps



the distance between
the base of the straps



length of the straps



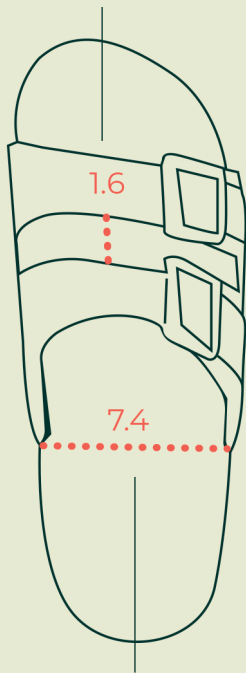
38/39

**Sizes in centimeters.*

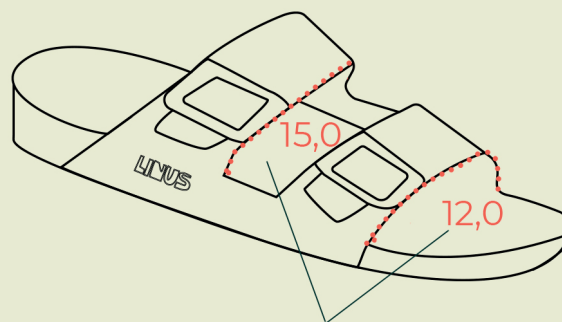

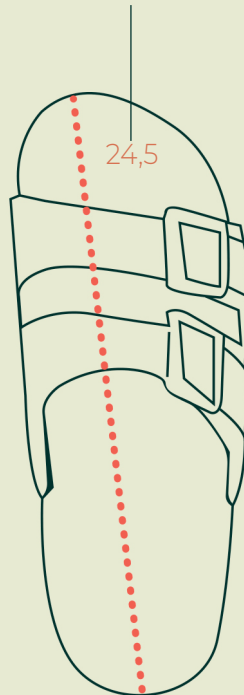
internal length of the insole -
it is ideal for your foot to have
up to this length, so Linus
doesn't fall short on your foot

distance between the straps,
at the height of the toes

distance between the 2 straps



the distance between
the base of the straps



length of the straps



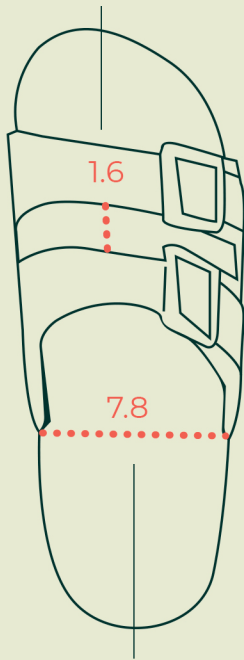
40/41

**Sizes in centimeters.*

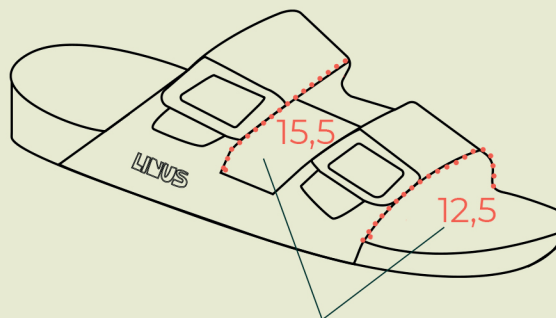

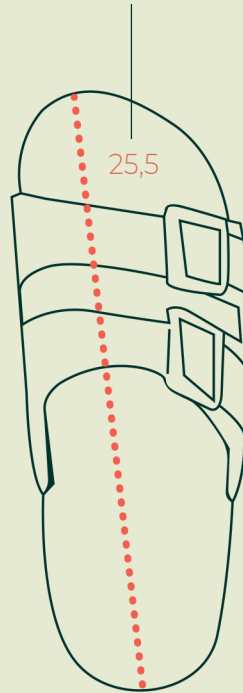
internal length of the insole -
it is ideal for your foot to have
up to this length, so Linus
doesn't fall short on your foot

distance between the straps,
at the height of the toes

distance between the 2 straps



the distance between
the base of the straps



length of the straps



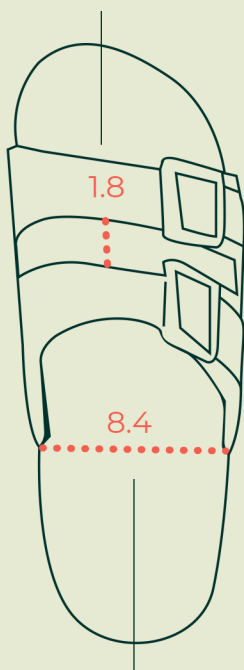
42/43

**Sizes in centimeters.*

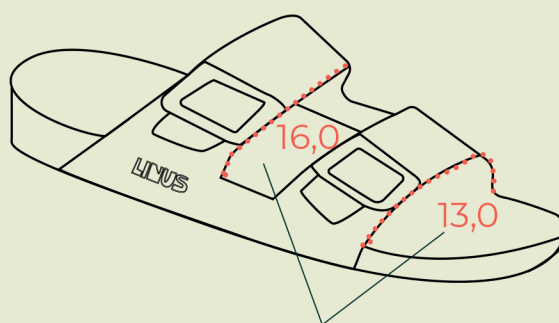

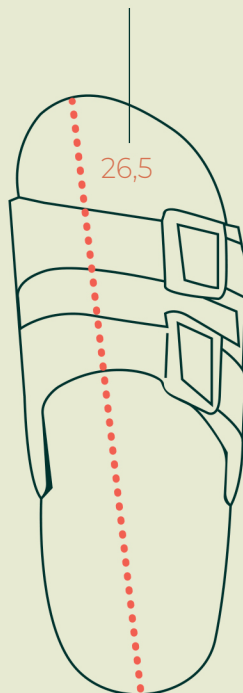
internal length of the insole -
it is ideal for your foot to have
up to this length, so Linus
doesn't fall short on your foot

distance between the straps,
at the height of the toes

distance between the 2 straps



the distance between
the base of the straps



length of the straps



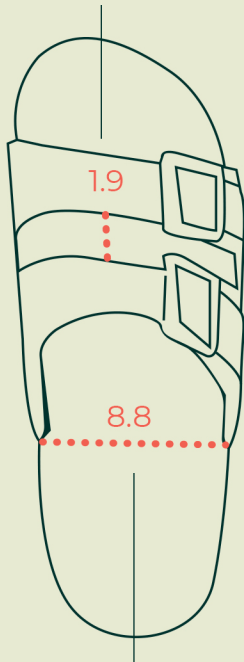
44/45

**Sizes in centimeters.*

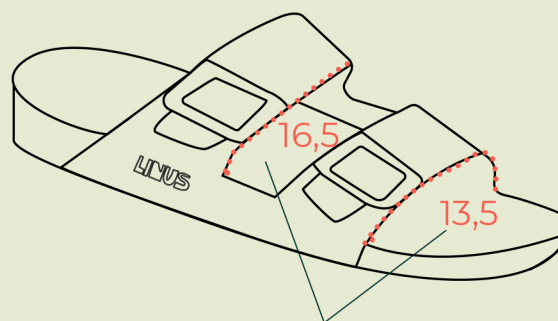

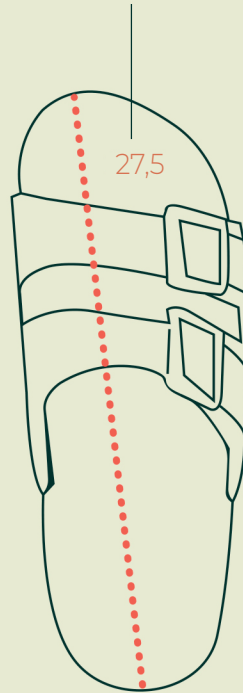
internal length of the insole -
it is ideal for your foot to have
up to this length, so Linus
doesn't fall short on your foot

distance between the straps,
at the height of the toes

distance between the 2 straps



the distance between
the base of the straps



length of the straps



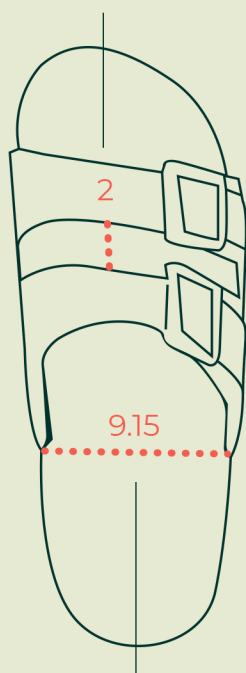
46/47

**Sizes in centimeters.*

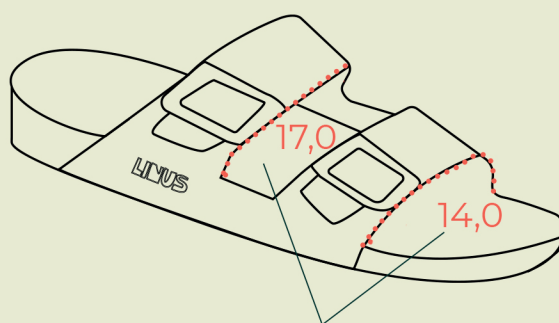

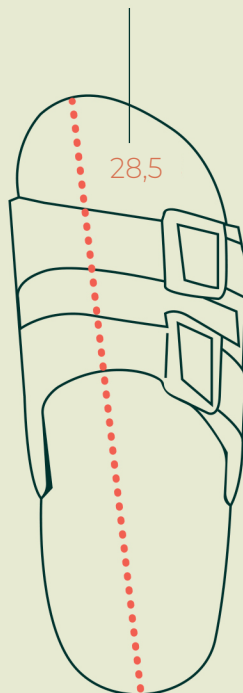
internal length of the insole -
it is ideal for your foot to have
up to this length, so Linus
doesn't fall short on your foot

distance between the straps,
at the height of the toes

distance between the 2 straps



the distance between
the base of the straps



length of the straps

