

*AMERICAN  
VIEWS OF  
MUSLIMS  
SURVEY 2018*

*HOUSTON METRO*



**Wasat Institute**  
LIFE IN BALANCE



**NEW  
AMERICA**

# *EXECUTIVE SUMMARY: HOUSTON FINDINGS*

## *Houstonians have an inaccurate understanding of the scope of the Muslim population in the U.S.*

- Houstonians believe one-in-five Americans are Muslim (19% on average), whereas Muslim Americans actually comprise about 1% of the U.S. population.
- Almost half (47%) do not personally know a Muslim American.

## *Houstonians are mostly accepting of Muslim Americans, but express concerns.*

- A majority in Houston (78%) agree diversity is a good thing for America. A similar majority (71%) believe their fellow Muslim citizens contribute positively to the U.S. economy and to society. (slide 11) Another 70% agree it is positive for America that over 100 Muslim Americans ran for office in the 2018 mid-term elections.
- However, more than half of Houstonians are concerned about extremism spreading within Muslim communities in the United States. Another one-half in Houston do not consider Muslim Americans as patriotic as other Americans.
- Further, many Houstonians reported discomfort about Muslim Americans in their daily life (i.e., 42% are uncomfortable when they see Muslims wearing Islamic attire; 42% would be concerned if a mosque or Islamic center was built in their neighborhood; 36% believe Muslims should be subject to extra security screenings at airports.).

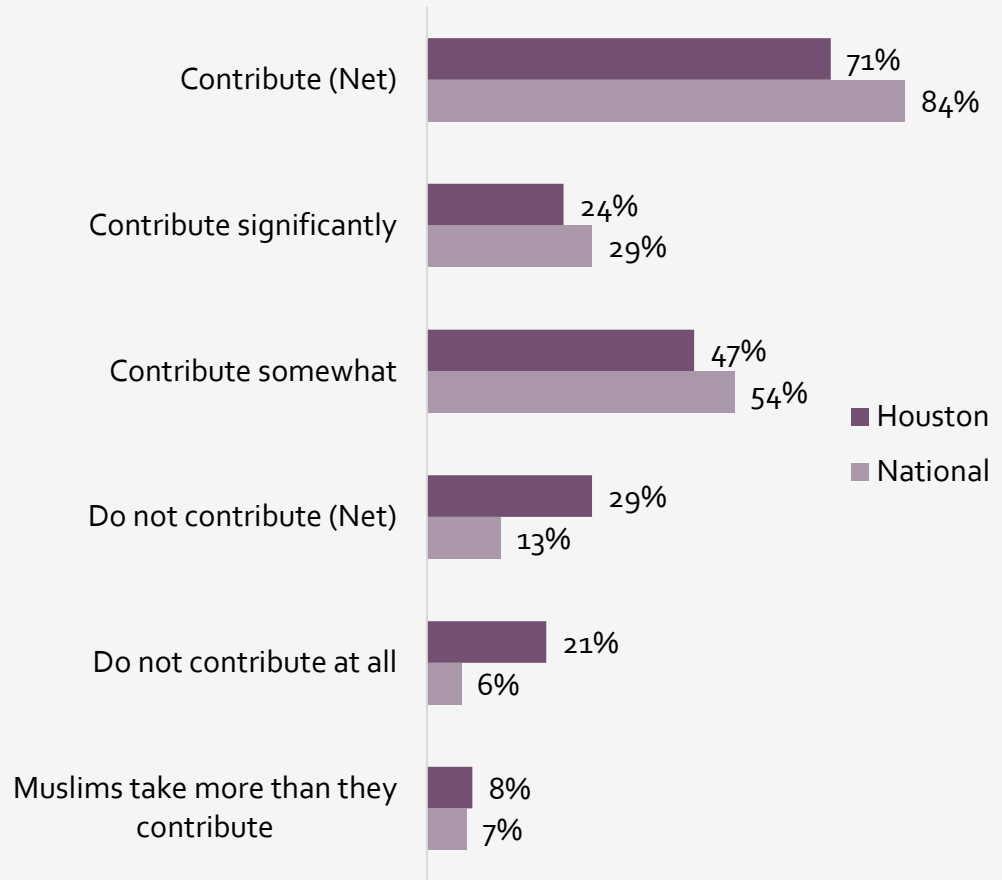
## *Discrimination and negative attitudes against Muslims are evident.*

- A majority of Houstonians (72%) agree there is a lot of discrimination against Muslim Americans, levels akin to discrimination against Blacks (68%). (slide 9)
- While comparisons to national findings are directional in nature, there is evidence negative attitudes towards of Muslim Americans is strong in Houston. More Houstonians indicated Muslim Americans do not contribute at all to America's economy and society (21% vs. 6% nationally). (slide 11) They feel fewer Muslims on average want to assimilate into American society (48% vs. 60% nationally) or have respect for Americans laws (49% vs. 61% nationally)(slide 12). Further, Houstonians also registered directionally higher levels of discomfort when they see a Muslim wearing a veil or Islamic attire in public (42% vs. 29% nationally)(slide 13). More believe Muslims are not as patriotic as other Americans (51% vs. 38% nationally)(slide 15) and disagree Islam is compatible with American values (57% vs. 42% nationally) (slide 17).

# MUSLIM AMERICAN CONTRIBUTIONS TO SOCIETY

Similar to National findings, more in Houston believe their fellow Muslim citizens contribute positively to the U.S. economy and to society.

However, directionally, Houstonians registered higher negative ratings towards Muslim Americans' contributions than national findings. This is driven by the 1-in-5 in Houston who indicated Muslims do not contribute at all.

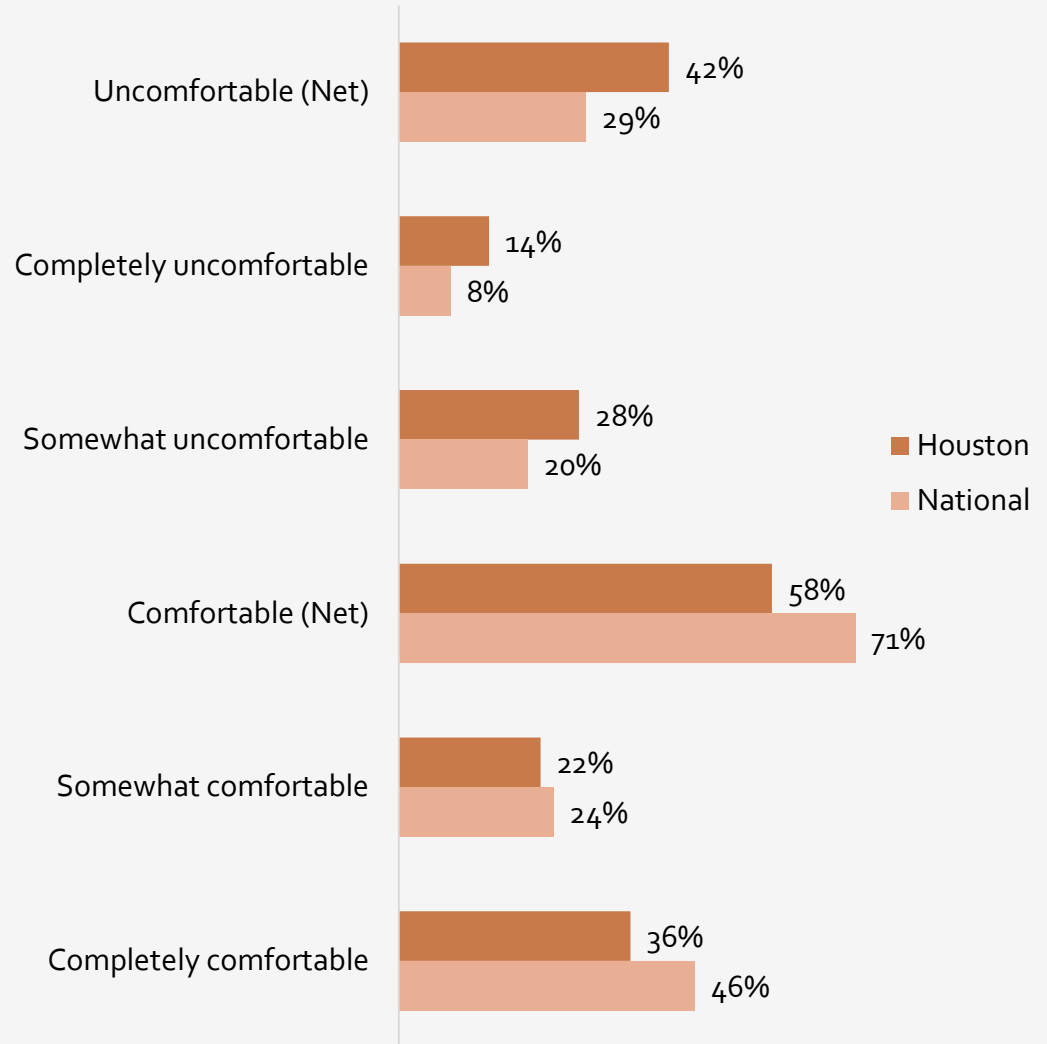


MUSL16. In your opinion, how much do you think Muslim Americans contribute to the American economy and society?  
 Base: Total Non-Muslim Americans, Houston Metro respondents

# COMFORT WITH ISLAMIC ATTIRE IN PUBLIC

Those in Houston reported directionally higher levels of discomfort, with two-in-five feeling uncomfortable when they see a Muslim American wearing a veil or other Islamic attire in public.

Nationally, one-in-three Americans report feeling uncomfortable when they see a Muslim in Islamic attire.



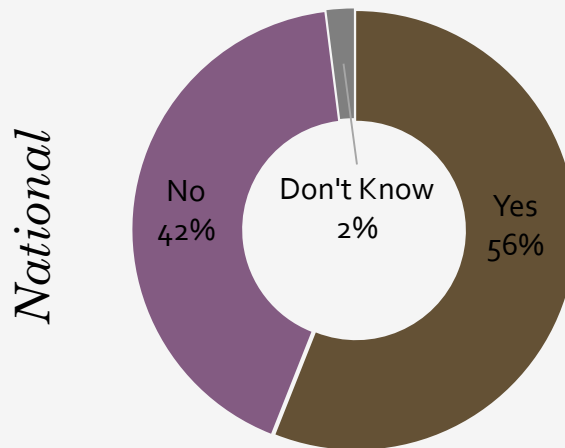
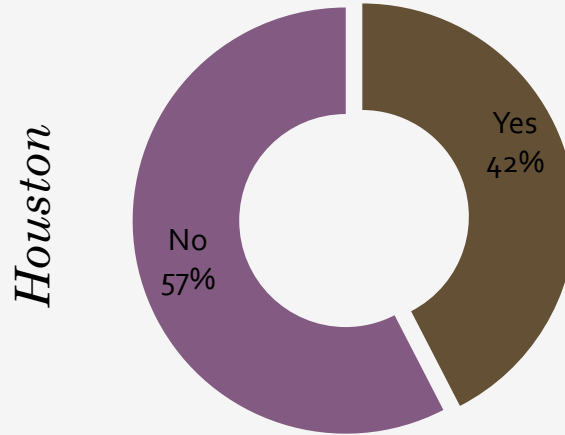
MUSL23. How comfortable or uncomfortable are you when you see Muslim Americans wearing a veil or other Islamic attire in public?  
 Base: Total Non-Muslim Americans, Houston Metro respondents

# COMPATIBILITY OF ISLAM WITH AMERICAN VALUES

A majority in the Houston Metro (57%) do not believe Islam is compatible with American values.

Fewer (42%) agree nationally. In fact, at the national level, more Non-Muslim Americans (56%) believe Islam is compatible with American values.

## Is Islam Compatible with American Values

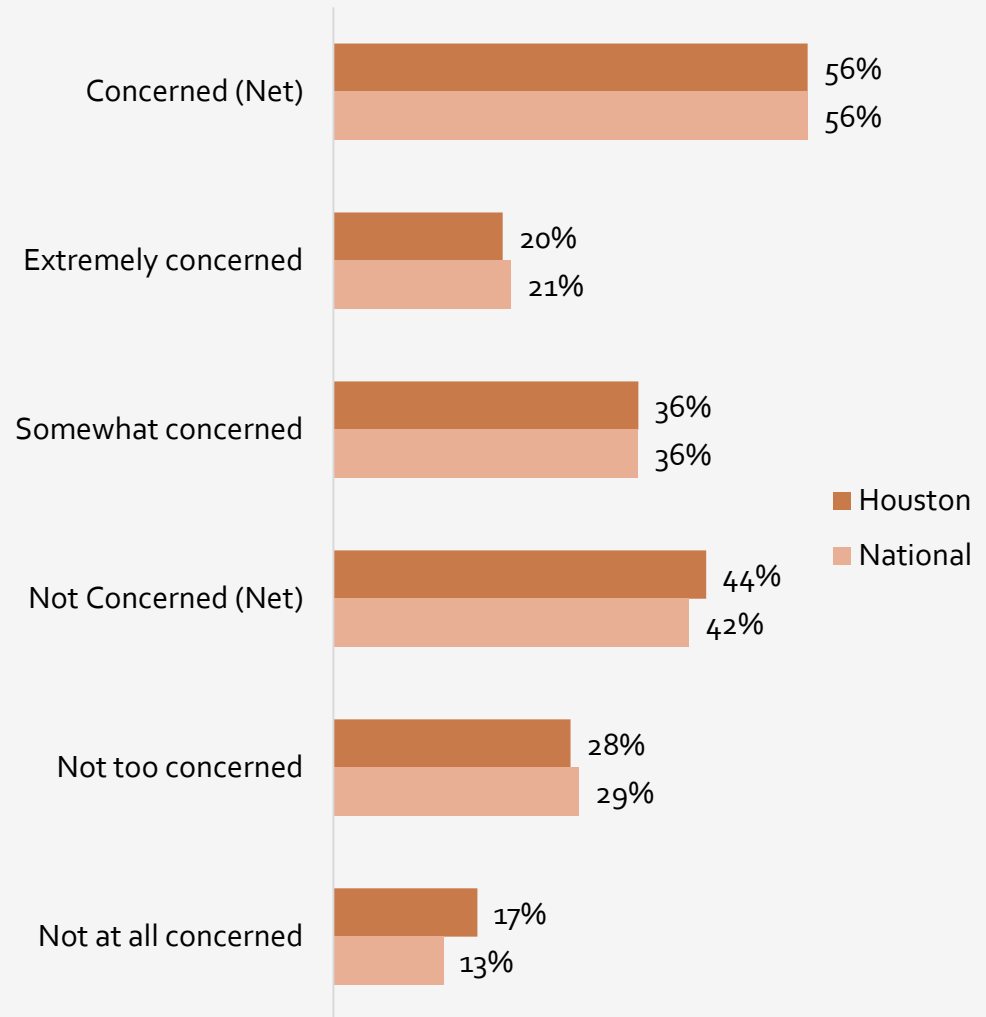


MUSL25. Do you believe Islam is compatible with American values?  
Base: Total Non-Muslim Americans, Houston Metro respondents

\*See Appendix for reasons given for why Islam is not compatible with American Values

# CONCERN ABOUT EXTREMISM SPREADING WITHIN MUSLIM COMMUNITIES

There is a fair amount of concern over extremism spreading in U.S. Muslim communities, with more than half of Houstonians and Americans alike expressing concern.



MUSL22. How concerned are you about extremism spreading within Muslim communities in the United States?  
Base: Total Non-Muslim Americans, Houston Metro respondents

# *HOUSTON REASONS WHY ISLAM IS NOT COMPATIBLE WITH AMERICAN VALUES*

Verbatim reasons were captured and grouped into the following categories and themes.

MUSL25A. For what reasons do you believe Islam is not compatible with American values? Please explain.  
Base: Total Non-Muslim Houston Metro respondents who believe Islam is not compatible with American values (n=83)

<b>INCOMPATIBLE / DIFFERENT RELIGIOUS AND CULTURAL VIEWS (NET)</b>	<b>41%</b>
<b>NOT COMPATIBLE WITH / AGAINST U.S. LAW / CULTURE (SUBNET)</b>	<b>20%</b>
Will not assimilate or accept our values/want to change or destroy our society/country/way of life	6%
Against freedoms that Islam restricts (general freedoms, freedom of speech, music, etc.)	6%
Not compatible with U.S. laws, constitution, democracy	6%
Our lifestyle/culture/practices are different/incompatible to theirs (customs/rituals/clothing/diet/etc.)	4%
Sharia law is not compatible with our views/values	-
Other not compatible with/against U.S. law/culture mentions	2%
<b>They have different/incompatible beliefs/views/values</b>	<b>17%</b>
<b>NOT COMPATIBLE WITH / AGAINST MY RELIGION (SUBNET)</b>	<b>4%</b>
We are Christians/believe in God/Jesus/the bible and Islam does not/Islam believes in Allah	3%
The Quran is not compatible with our views/values (inc. Muhammad)	1%
Because we have/practice/believe in different religions here/our country is based on other religions (general)	1%

<b>DISCRIMINATES AGAINST / OPPRESSES GROUPS OF PEOPLE (NET)</b>	<b>13%</b>
The treatment of women (their women are not respected/are not equals/etc.)	5%
Discriminates against different religions (i.e., intolerant, views us as infidels, wants us to convert to Islam)	6%
The poor treatment/disrespect of other specific groups (children/minorities/LGBT/etc.)	3%
Other discriminates against/oppreses groups of people	-
<b>HATEFUL AND VIOLENT (NET)</b>	<b>8%</b>
It promotes violence/killing others/terrorism/it's not peaceful	4%
Hate/dislike Americans/America	4%
Other hateful and violent mentions	1%
<b>Extreme, radical religion / followers are extremist, radicals, fanatical</b>	<b>3%</b>
<b>No comment/no reason given</b>	<b>14%</b>
<b>Other</b>	<b>21%</b>
<b>Don't know</b>	<b>13%</b>
<b>Refused</b>	<b>1%</b>



# *HOUSTON RESPONDENT PROFILE*

---



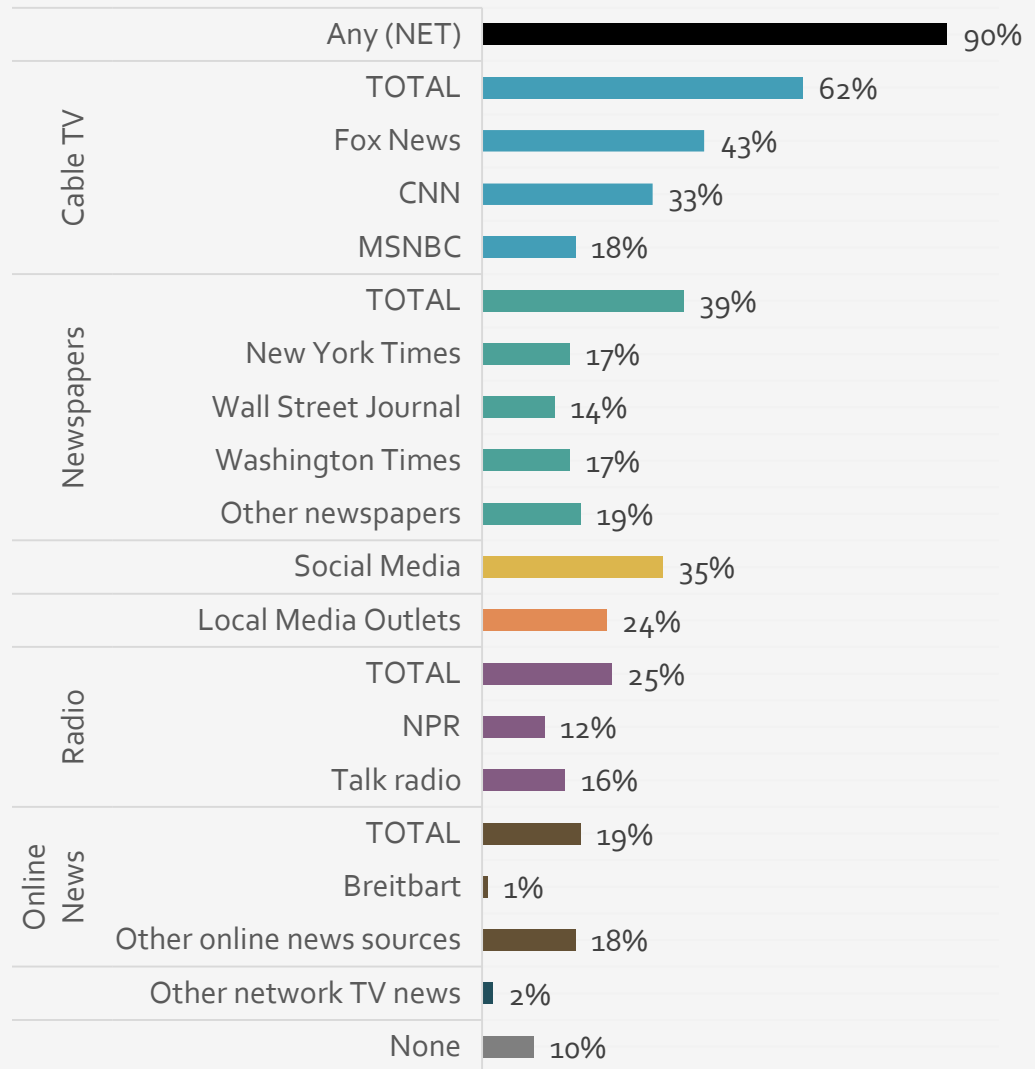
# DEMOGRAPHIC PROFILE: HOUSTON

Houston	
Male	47%
Female	53%
Single, never married	35%
Single, live with partner	3%
Married	41%
Separated	1%
Widowed	3%
Divorced	15%
18-34	31%
35-44	14%
45-64	38%
65+	16%
Age (Mean)	47
High School/Less (net)	29%
Some college	13%
College (net)	32%
Postgraduate (net)	27%
Employed	54%
Not employed (net)	45%
Retired	14%
Homemaker	7%
Student	<1%
Temporary unemployed	10%
Disabled	11%
\$50K or less	44%
\$50k < \$100K	26%
\$100k+	30%
Income (Mean \$1k)	75.6

Houston	
White	59%
Black	28%
Hispanic	11%
Other Race (net)	13%
Asian	11%
Native American	1%
Native Hawaiian/ Pacific Islander	-
Mixed	1%
Heterosexual	92%
LGBT (net)	9%
Gay or Lesbian	3%
Bisexual	5%
Transgender	1%
Parents	57%
Adults in HH:1	27%
2	47%
3+	23%
Currently Live: Urban	22%
Suburban	63%
Rural	15%
Raised In: Urban	20%
Suburban	58%
Rural	22%
Country Born: U.S.	91%
Puerto Rico	-
Another Country	9%

# NEWS CONSUMPTION PROFILE: HOUSTON

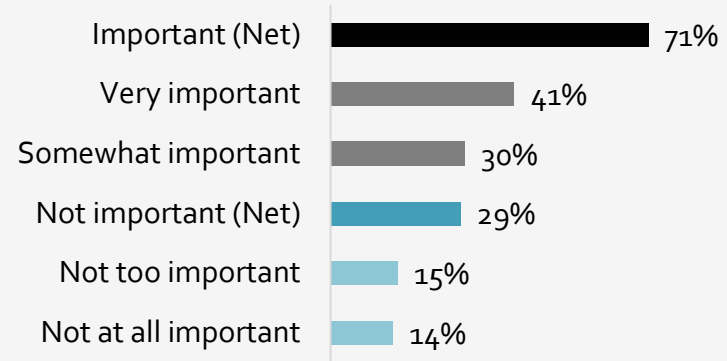
## Preferred Media Outlet



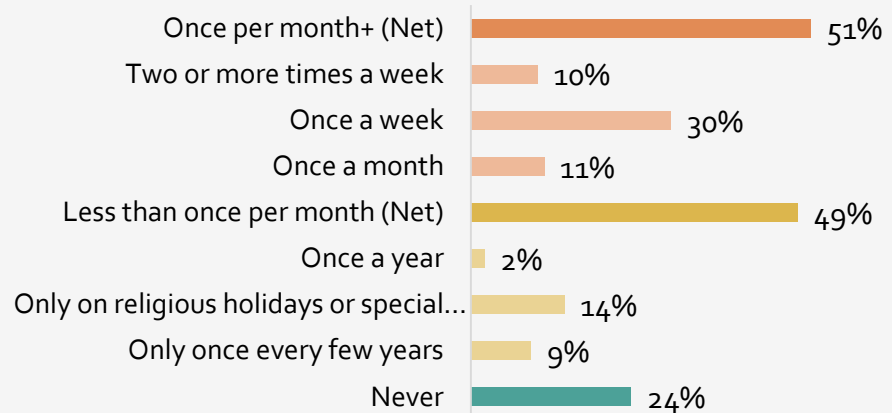
MUSL5. Which of the following media outlets do you get your news from?  
Base: Total Non-Muslim Houston Metro respondents

# RELIGIOUS PROFILE: HOUSTON

## Importance of Religion in Your Life



## Religious Service Attendance



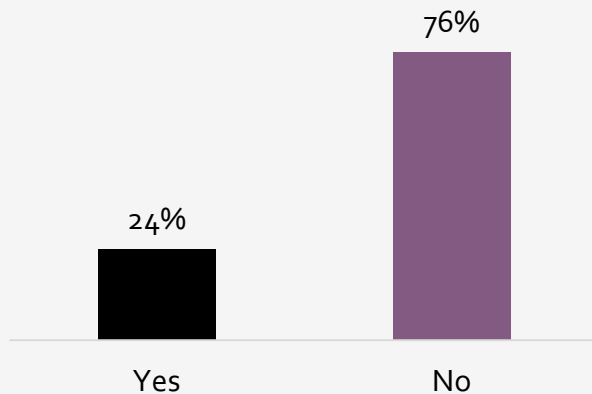
MUSL1. How important is religion in your life? MUSL1a. (WEB) How frequently do you attend religious services at a faith-based house of worship or center (church, synagogue, mosque, temple, or similar place where people go to practice their faith)? (CATI) How frequently do you attend religious services at a faith-based house of worship or center such as a church, synagogue, mosque, temple, or similar place where people go to practice their faith? Base: Total Non-Muslim Houston Metro respondents

# WORDLINESS PROFILE: HOUSTON


## *Travelled Outside of the U.S. in the Last Five Years*



## *Speak More Than One Language*



## *Own a Passport*



MUSL2. Have you traveled outside the United States in the last 5 years?  
 MUSL4. Do you have a current valid passport?  
 MUSL29. Do you speak more than one language?  
 Base: Total Non-Muslim Houston Metro respondents