

LUX LIGHT 20 DISPLAY MODES

1. SUPER STROBE



2. LONG STROBE



3. NANO STROBE



4. TRI RIBBON



5. STRIBBON



6. FANTASY




7. MORPHING



8. SINGLE RIBBON



9. STUTTER STROBE (2-COLOR)



1.
2.
3.
4.
5.
6.
7.
8.
9.
10.
11.
12.
13.
14.
15.
16.

17.
18.
19.
20.
21.
22.
23.
24.
25.
26.
27.
28.
29.
30.
31.

32.
33.
34.

COLOR CHART

- 1. Blank
- 2. Dandelion
- 3. Cool Green
- 4. Pure Green
- 5. Caribbean Green
- 6. Mist
- 7. Tropical Turquoise
- 8. Light Blue
- 9. Sky

- 10. Pure Blue
- 11. Periwinkle
- 12. Celestial Blue
- 13. Magma
- 14. Tangerine
- 15. Rose Pink
- 16. Mango Citrus
- 17. Strawberry Lemonade
- 18. Violet Purple
- 19. Cheshire Pink
- 20. Orange
- 21. Dark Orange
- 22. Fire Red
- 23. Pure Red
- 24. Blaze Red
- 25. Golden Yellow
- 26. Sunburst
- 27. Orange Fusion
- 28. Yellow-Orange
- 29. Pumpkin
- 30. Radical Orange
- 31. Foam White
- 32. Warm White
- 33. Goldenrod
- 34. Peach

FEATURES

Visit GloFX.com/Lux for more info and tutorials.

- 34** custom colors to select from.
- 3** levels of brightness control for each color.
- Create any **1, 2,** or **3** color combination.
- 9** unique mode patterns.
- Lock feature** to prevent battery drainage.
- One-mode** functionality for conjuring.

GLOFX
LUX LIGHT 2.0

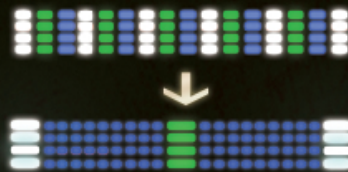
SHORT CLICK: Press the button down quickly and release.

LONG CLICK: Press and hold the button until function is achieved.

HOW TO USE YOUR LUX LIGHT



POWER ON
CLICK THE BUTTON



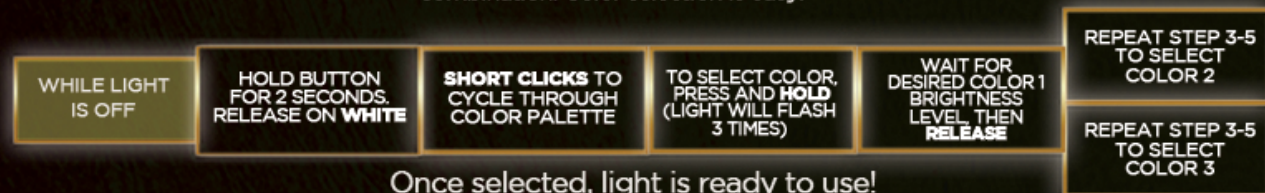
CHOOSE YOUR DISPLAY MODE
SHORT CLICKS TO CYCLE
THROUGH 9 MODES



POWER OFF
HOLD THE BUTTON FOR 1/2
SECOND

CREATE YOUR CUSTOM COLOR PALETTE

The **LUX LIGHT** is equipped with a 34-color palette which lets you create any 1, 2, or 3-color combination. Color selection is easy:



Once selected, light is ready to use!

LOCK MODE Lock your **LUX LIGHT** during transport to prevent accidental power-on and save battery life.



1-MODE FUNCTIONALITY

Turn your **LUX LIGHT** into a 1-mode light with your favorite setting. This is great for conjuring!



MASTER RESET Return your **LUX LIGHT** to factory settings:

