

GLOFX

SPACE

WHIP **remix**


USER GUIDE

Disclaimer: Your GloFX Space Whip product was designed and manufactured as a novelty toy. This product is not to be used as a whipping device, weapon, or tool. It is important to use common sense at all times. GloFX is not liable for any damage or bodily harm to yourself or others while using Space Whip products.


1.844.GO.GLOFX (U.S.) • +1.850.559.6404 (International) • Support@GloFX.com • GloFX.com

programming


Select from the 5 default color sets (3 colors each) or customize & save your favorite 3 colors to create your own set!



POWER ON
CLICK THE BUTTON



CHOOSE YOUR DISPLAY MODE
SHORT CLICKS TO CYCLE THROUGH 18 MODES



POWER OFF
HOLD THE BUTTON FOR 1/2 SECOND

The 5 default color sets are shown below:



WHILE LIGHT IS OFF

HOLD BUTTON & RELEASE ON LIGHT BLUE
LED WILL FLASH

SHORT CLICKS CYCLE THROUGH 5 COLOR SETS

TO SELECT A COLOR SET:
HOLD BUTTON & RELEASE ON LIGHT BLUE

OR

TO EDIT A COLOR SET:
HOLD BUTTON & RELEASE ON LIGHT PINK

SHORT CLICKS CYCLE THROUGH COLORS

TO SELECT A COLOR:
HOLD BUTTON & LED WILL FLASH

TO SELECT BRIGHTNESS:
CONTINUE HOLDING & RELEASE ON DESIRED BRIGHTNESS

REPEAT STEPS 5-7 TO SELECT COLORS 2 & 3

LOCK MODE

Lock your light during transport to prevent accidental power-on & save battery life.

WHILE LIGHT IS OFF

HOLD BUTTON FOR 4 SECONDS
RELEASE ON GREEN

LED WILL FLASH 2 TIMES

TO EXIT LOCK MODE:

PRESS BUTTON 3 TIMES QUICKLY & LED WILL FLASH

FACTORY RESET

Reset your powerhouse to factory settings.

WHILE LIGHT IS OFF

HOLD BUTTON FOR 6 SECONDS
RELEASE ON RED

LED WILL FLASH 2 TIMES

SHORT CLICKS CYCLE BETWEEN RED & GREEN

TO FACTORY RESET:
HOLD BUTTON ON RED

TO CANCEL RESET:
HOLD BUTTON ON GREEN

1-MODE FUNCTIONALITY

Save your favorite mode & allow for easy on/off on the go

WHILE LIGHT IS ON

HOLD BUTTON FOR 4 SECONDS
RELEASE ON BLUE

LED WILL FLASH 2 TIMES

TO EXIT 1-MODE FUNCTIONALITY:

HOLD BUTTON FOR 4 SECONDS & LED WILL FLASH

space whip care

- 1 Do not hit anything with the powerhouse.
- 2 Turn the powerhouse off and turn on Lock Mode when not in use. This will extend the life of the battery.
- 3 Store your Space Whip product in a cool dry place. Prolonged heat and moisture exposure will shorten the life of your fibers and electronics in the powerhouse.
- 4 Clean the fibers with warm water only. Always use a microfiber or soft cloth that will not scratch. Try out Flow Grease after cleaning for a smooth flow.
- 5 Do not bend or fold your fibers. This will weaken the fibers and lead to breaks.
- 6 Always hold your Space Whip product by the powerhouse base. Never swing while holding the fibers, as this can risk serious injury or damage your product.

Troubleshooting

If your Space Whip product is not emitting light, is flickering or is turning off unexpectedly, try these steps for a quick fix.

- 1 If your Space Whip product is glowing red, the battery is low. Insert a newly charged GloFX 18650 battery.
- 2 Remove the battery and ensure that the battery is installed correctly.
- 3 Make sure the powerhouse is screwed together tightly at all locations.
- 4 Press the power button 3 times quickly to make sure it isn't in lock mode.
- 5 If you are still experiencing problems, please contact our friendly support team so that we can help.

Lifetime Warranty

Your Space Whip product is covered for a lifetime of use. The Lifetime Warranty covers your whip against any defects in the manufacturing process or delivery process. If your Space Whip product is found to have any of the covered defects, we will repair or replace it. **Visit [GloFX.com](https://www.glofx.com) or scan the QR code for full details.**

For Warranty questions or to submit a claim, please contact us at Support@GloFX.com

Date of Assessment: _____



Light modes



1. DISCO FEVER



2. STROBE LIGHTS



3. FLASH MOB



4. GROOVIN'



5. JIVE



6. JITTER BUG



7. TWO STEP



8. FLYIN' SOLO



9. WALTZ



10. FANTASY SWING



11. HYPER SWING



12. SHUFFLIN'
CYCLES THROUGH MODES 1,5,8



13. HUSTLIN'
CYCLES THROUGH MODES 1-7



14. REMIX MELT+



15. REMIX RIBBON+



16. REMIX STROBE+



17. REMIX JIVE+



18. REMIX JIVE
LITE+

*MODES 14-18 USE A RAINBOW OF COLORS AND WILL **NOT** USE PROGRAMMED COLOR SETS.

COLOR CHART



- | | | |
|--------------------|-------------------|----------------------|
| 1. Blank | 13. Timewarp | 25. Not Quite White |
| 2. Mornin' Dew | 14. Lazy Dazy | 26. Radioactive Bite |
| 3. Chill Lilac | 15. Bio-Moon | 27. Field Trip |
| 4. Unicorn Magic | 16. Kool Krystal | 28. Swamp Daddy |
| 5. Hot Mama | 17. Mermadam | 29. Van Brough |
| 6. Twinkle Toes | 18. Blueper | 30. Flo Fairy |
| 7. Tropical Nightz | 19. Messy Nessie | 31. Easy Tiger |
| 8. PLURple | 20. Twerkuoise | 32. Red-y or Not |
| 9. Diamond Dust | 21. Big Dill | 33. Bubbleyum |
| 10. Purple Panda | 22. Boogie Knight | 34. Clouty Day |
| 11. Tipsy Gypsy | 23. Electric Mint | 35. Cold Shoulder |
| 12. Blue Blurry | 24. Poison Apple | |